



FRANKLIN  
TEMPLETON

# FRANKLIN CUSTODIAN FUNDS

Prospectus February 1, 2025

	Class A	Class A1	Class C	Class R	Class R6	Advisor Class
<b>Franklin DynaTech Fund</b>	FKDNX	—	FDYNX	FDNRX	FDTRX	FDYZX
<b>Franklin Growth Fund</b>	FKGRX	—	FRGSX	FGSRX	FIFRX	FCGAX
<b>Franklin Income Fund</b>	FKIQX	FKINX	FCISX	FISRX	FNCFX	FRIAX
<b>Franklin U.S. Government Securities Fund</b>	FKFSX	FKUSX	FRUGX	FUSRX	FGORX	FUSAX
<b>Franklin Utilities Fund</b>	FKUQX	FKUTX	FRUSX	FRURX	FUFRX	FRUAX

The U.S. Securities and Exchange Commission (SEC) has not approved or disapproved these securities or passed upon the adequacy of this prospectus. Any representation to the contrary is a criminal offense.



# Contents

## Fund Summary

Information about the Fund you should know before investing

---

Franklin DynaTech Fund .....	2
Franklin Growth Fund .....	10
Franklin Income Fund .....	18
Franklin U.S. Government Securities Fund .....	30
Franklin Utilities Fund .....	38

## Fund Details

More information on investment policies, practices and risks/financial highlights

---

Franklin DynaTech Fund .....	45
Franklin Growth Fund .....	62
Franklin Income Fund .....	78
Franklin U.S. Government Securities Fund .....	105
Franklin Utilities Fund .....	121
Distributions and Taxes .....	136

## Your Account

Information about sales charges, qualified investors, account transactions and services

---

Choosing a Share Class .....	140
Buying Shares .....	155
Investor Services .....	158
Selling Shares .....	161
Exchanging Shares .....	164
Account Policies .....	169
Questions .....	182

## For More Information

Where to learn more about the Fund

---

Back Cover

# Franklin DynaTech Fund

## Investment Goal

Capital appreciation.

## Fees and Expenses of the Fund

These tables describe the fees and expenses that you may pay if you buy, hold and sell shares of the Fund. You may pay other fees (including on Class R6 and Advisor Class shares), such as brokerage commissions and other fees to financial intermediaries, which are not reflected in the tables and examples below. You may qualify for sales charge discounts in Class A if you and your family invest, or agree to invest in the future, at least \$25,000 in Franklin Templeton funds and certain other funds distributed through Franklin Distributors, LLC, the Fund's distributor. More information about these and other discounts is available from your financial professional and under "Your Account" on page 140 in the Fund's Prospectus and under "Buying and Selling Shares" on page 90 of the Fund's Statement of Additional Information. In addition, more information about sales charge discounts and waivers for purchases of shares through specific financial intermediaries is set forth in Appendix A – "Intermediary Sales Charge Discounts and Waivers" to the Fund's prospectus.

### Shareholder Fees

(fees paid directly from your investment)

	Class A	Class C	Class R	Class R6	Advisor Class
Maximum Sales Charge (Load) Imposed on Purchases (as percentage of offering price)	5.50%	None	None	None	None
Maximum Deferred Sales Charge (Load) (as percentage of the lower of original purchase price or sale proceeds)	None <sup>1</sup>	1.00%	None	None	None

<sup>1</sup> There is a 1% contingent deferred sales charge that applies to investments of \$1 Million or more (see "Investments of \$1 Million or More" under "Choosing a Share Class") and purchases by certain retirement plans without an initial sales charge on shares sold within 18 months of purchase.

### Annual Fund Operating Expenses

(expenses that you pay each year as a percentage of the value of your investment)

	Class A	Class C	Class R	Class R6	Advisor Class
Management fees	0.42%	0.42%	0.42%	0.42%	0.42%
Distribution and service (12b-1) fees	0.25%	1.00%	0.50%	None	None
Other expenses	0.12%	0.12%	0.12%	0.03%	0.12%
<b>Total annual Fund operating expenses</b>	<b>0.79%</b>	<b>1.54%</b>	<b>1.04%</b>	<b>0.45%</b>	<b>0.54%</b>

## Example

This Example is intended to help you compare the cost of investing in the Fund with the cost of investing in other mutual funds. The Example assumes that you invest \$10,000 in the Fund for the time periods indicated and then redeem all of your shares at the end of the period. The Example also assumes that your investment has a 5% return each year and that the Fund's operating expenses remain the same. Although your actual costs may be higher or lower, based on these assumptions your costs would be:

	1 Year	3 Years	5 Years	10 Years
<b>Class A</b>	\$626	\$788	\$964	\$1,474
<b>Class C</b>	\$257	\$487	\$839	\$1,632
<b>Class R</b>	\$106	\$331	\$574	\$1,271
<b>Class R6</b>	\$46	\$144	\$252	\$567
<b>Advisor Class</b>	\$55	\$173	\$302	\$678
If you do not sell your shares:				
<b>Class C</b>	\$157	\$487	\$839	\$1,632

## Portfolio Turnover

The Fund pays transaction costs, such as commissions, when it buys and sells securities (or "turns over" its portfolio). A higher portfolio turnover rate may indicate higher transaction costs and may result in higher taxes when Fund shares are held in a taxable account. These costs, which are not reflected in annual Fund operating expenses or in the Example, affect the Fund's performance. During the most recent fiscal year, the Fund's portfolio turnover rate was 11.94% of the average value of its portfolio.

## Principal Investment Strategies

Under normal market conditions, the Fund seeks investments primarily in equity securities of companies that the investment manager believes are leaders in innovation, take advantage of new technologies, have superior management, and benefit from new industry conditions in the dynamically changing global economy. The Fund invests predominantly in common stock.

In pursuing these objectives, the investment manager may invest in companies in any economic sector or of any market capitalization and may invest in companies both inside and outside of the United States. Although the investment manager searches for investments across a large number of sectors, it expects to have significant positions in particular sectors including, for example, technology and health care.

The investment manager uses fundamental, "bottom-up" research to seek companies meeting its criteria of growth potential, quality and valuation. In seeking sustainable growth characteristics, the investment manager looks for companies it believes can produce sustainable earnings and cash flow growth, evaluating the long-term market opportunity and competitive structure of an industry to target leaders and emerging leaders.

## Principal Risks

You could lose money by investing in the Fund. Mutual fund shares are not deposits or obligations of, or guaranteed or endorsed by, any bank, and are not insured by the Federal Deposit Insurance Corporation, the Federal Reserve Board, or any other agency of the U.S. government.

**Market:** The market values of securities or other investments owned by the Fund will go up or down, sometimes rapidly or unpredictably. The market value of a security or other investment may be reduced by market activity or other results of supply and demand unrelated to the issuer. This is a basic risk associated with all investments. When there are more sellers than buyers, prices tend to fall. Likewise, when there are more buyers than sellers, prices tend to rise.

Stock prices tend to go up and down more dramatically than those of debt securities. A slower-growth or recessionary economic environment could have an adverse effect on the prices of the various stocks held by the Fund.

**Management:** The Fund is subject to management risk because it is an actively managed investment portfolio. The Fund's investment manager applies investment techniques and risk analyses in making investment decisions for the Fund, but there can be no guarantee that these decisions will produce the desired results.

**Growth Style Investing:** Growth stock prices reflect projections of future earnings or revenues, and can, therefore, fall dramatically if the company fails to meet those projections. Growth stocks may be more expensive relative to their current earnings or assets compared to value or other stocks, and if earnings growth expectations moderate, their valuations may return to more typical norms, causing their stock prices to fall. Prices of these companies' securities may be more volatile than other securities, particularly over the short term. In addition, investment styles can go in and out of favor, which could cause additional volatility in the prices of the Fund's portfolio holdings.

**Focus:** To the extent that the Fund focuses on particular countries, regions, industries, sectors or types of investments from time to time, the Fund may be subject to greater risks of adverse developments in such areas of focus than a fund that invests in a wider variety of countries, regions, industries, sectors or investments.

**Technology companies:** Companies in the technology sector have historically been volatile due to the rapid pace of product change and development within the sector. For example, their products and services may not prove commercially successful or may become obsolete quickly. In addition, delays in or cancellation of the release of anticipated products or services may also affect the price of a technology company's stock. Technology companies are subject to significant competitive pressures, such as new market entrants, aggressive pricing and tight profit margins. The activities of these companies may also be adversely affected by changes in government regulations, worldwide technological developments or investor perception of a company and/or its products or services. The stock prices of companies operating within this sector may be subject to abrupt or erratic movements.

**Healthcare companies:** The activities of healthcare companies may be funded or subsidized by federal and state governments. If government funding and subsidies are reduced or discontinued, the profitability of these companies could be adversely affected. Healthcare companies may also be affected by government policies on healthcare reimbursements, regulatory approval for new drugs and medical products, and similar matters. They are also subject to legislative risk, i.e., the risks associated with the reform of the healthcare system through legislation.

**Small and Mid Capitalization Companies:** Securities issued by small and mid capitalization companies may be more volatile in price than those of larger companies and may involve substantial risks. Such risks may include greater sensitivity to economic conditions, less certain growth prospects, lack of depth of management and funds for growth and development, and limited or less developed product lines and markets. In addition, small and mid capitalization companies may be particularly affected by interest rate increases, as they may find it more difficult to borrow money to continue or expand operations, or may have difficulty in repaying any loans. The markets for securities issued by small and mid capitalization companies also tend to be less liquid than the markets for securities issued by larger companies.

**Foreign Securities (non-U.S.):** Investing in foreign securities typically involves more risks than investing in U.S. securities, including risks related to currency exchange rates and policies, country or government specific issues, less favorable trading practices or regulation and greater price volatility. Certain of these risks also may apply to securities of U.S. companies with significant foreign operations. The risks of investing in foreign securities are typically greater in less developed or emerging market countries.

**Cybersecurity:** Cybersecurity incidents, both intentional and unintentional, may allow an unauthorized party to gain access to Fund assets, Fund or customer data (including private shareholder information), or proprietary information, cause the Fund, the investment manager, and/or their service providers (including, but not

limited to, Fund accountants, custodians, sub-custodians, transfer agents and financial intermediaries) to suffer data breaches, data corruption or loss of operational functionality or prevent Fund investors from purchasing, redeeming or exchanging shares or receiving distributions. The investment manager has limited ability to prevent or mitigate cybersecurity incidents affecting third party service providers, and such third party service providers may have limited indemnification obligations to the Fund or the investment manager. Cybersecurity incidents may result in financial losses to the Fund and its shareholders, and substantial costs may be incurred in an effort to prevent or mitigate future cybersecurity incidents. Issuers of securities in which the Fund invests are also subject to cybersecurity risks, and the value of these securities could decline if the issuers experience cybersecurity incidents.

Because technology is frequently changing, new ways to carry out cyber attacks are always developing. Therefore, there is a chance that some risks have not been identified or prepared for, or that an attack may not be detected, which puts limitations on the Fund's ability to plan for or respond to a cyber attack. Like other funds and business enterprises, the Fund, the investment manager, and their service providers are subject to the risk of cyber incidents occurring from time to time.

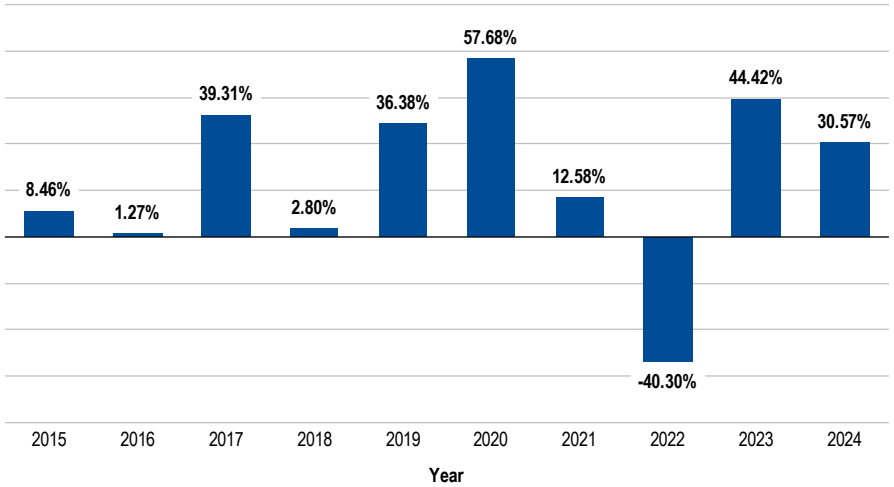
## Performance

The following bar chart and table provide some indication of the risks of investing in the Fund. The bar chart shows changes in the Fund's performance from year to year for Class A shares. The table shows how the Fund's average annual returns for 1 year, 5 years, 10 years or since inception, as applicable, compared with those of a broad measure of market performance and additional indexes with characteristics relevant to the Fund. The Fund's past performance (before and after taxes) is not necessarily an indication of how the Fund will perform in the future. You can obtain updated performance information at [www.franklintempleton.com](http://www.franklintempleton.com) or by calling (800) DIAL BEN/342-5236.

Sales charges are not reflected in the bar chart, and if those charges were included, returns would be less than those shown.



## Class A Annual Total Returns



Best Quarter:	2020, Q2	35.05%
Worst Quarter:	2022, Q2	-24.01%

## Average Annual Total Returns

(figures reflect sales charges)

For periods ended December 31, 2024

	1 Year	5 Years	10 Years
<b>Franklin DynaTech Fund - Class A</b>			
Return before taxes	23.39%	13.56%	15.01%
Return after taxes on distributions	23.40%	13.48%	14.68%
Return after taxes on distributions and sale of Fund shares	13.85%	10.88%	12.58%
<b>Franklin DynaTech Fund - Class C</b>	28.60%	13.99%	14.80%
<b>Franklin DynaTech Fund - Class R</b>	30.25%	14.56%	15.38%
<b>Franklin DynaTech Fund - Class R6</b>	31.01%	15.25%	16.10%
<b>Franklin DynaTech Fund - Advisor Class</b>	30.90%	15.14%	15.96%
Russell 3000® Index (index reflects no deduction for fees, expenses or taxes)	23.81%	13.86%	12.54%
Russell 1000 Growth Index (index reflects no deduction for fees, expenses or taxes)	33.36%	18.95%	16.77%
S&P 500® Index (index reflects no deduction for fees, expenses or taxes)	25.02%	14.52%	13.10%

No one index is representative of the Fund's portfolio.

The figures in the average annual total returns table above reflect the Class A shares maximum front-end sales charge of 5.50%. Prior to September 10, 2018, Class A shares were subject to a maximum front-end sales charge of 5.75%. If the

prior maximum front-end sales charge of 5.75% was reflected, performance for Class A shares in the average annual total returns table would be lower.

The after-tax returns presented in the table are calculated using the historical highest individual federal marginal income tax rates and do not reflect the impact of state and local taxes. Actual after-tax returns depend on an investor's tax situation and may differ from those shown. After-tax returns are not relevant to investors who hold their Fund shares through tax-advantaged arrangements, such as 401(k) plans or individual retirement accounts. After-tax returns are shown only for Class A and after-tax returns for other classes will vary.

Important data provider notices and terms are available at [www.franklintempletondatasources.com](http://www.franklintempletondatasources.com). All data is subject to change.

## Investment Manager

Franklin Advisers, Inc. (Advisers or investment manager)

## Portfolio Managers

### **Matthew J. Moberg, CPA**

Senior Vice President of Advisers and portfolio manager of the Fund since 2004.

### **Rupert H. Johnson, Jr.**

Director of Advisers and portfolio manager of the Fund since its inception (1968).

## Purchase and Sale of Fund Shares

You may purchase or redeem shares of the Fund on any business day online through our website at [www.franklintempleton.com](http://www.franklintempleton.com), by mail (Franklin Templeton Investor Services, P.O. Box 33030, St. Petersburg, FL 33733), or by telephone at (800) 632-2301. For Class A, C and R, the minimum initial purchase for most accounts is \$1,000 (or \$25 under an automatic investment plan). Class R6 and Advisor Class are only available to certain qualified investors and the minimum initial investment will vary depending on the type of qualified investor, as described under "Your Account — Choosing a Share Class — Qualified Investors — Class R6" and "— Advisor Class" in the Fund's prospectus. There is no minimum investment for subsequent purchases.

## Taxes

The Fund's distributions are generally taxable to you as capital gains, unless you are investing through a tax-advantaged arrangement, such as a 401(k) plan or an individual retirement account, in which case your distributions would generally be taxed when withdrawn from the tax-advantaged account.

## Payments to Broker-Dealers and Other Financial Intermediaries

If you purchase shares of the Fund through a broker-dealer or other financial intermediary (such as a bank), the Fund and its related companies may pay the intermediary for the sale of Fund shares and related services. These payments may create a conflict of interest by influencing the broker-dealer or other intermediary and your salesperson to recommend the Fund over another investment. Ask your financial advisor or visit your financial intermediary's website for more information.

# Franklin Growth Fund

## Investment Goal

Capital appreciation.

## Fees and Expenses of the Fund

These tables describe the fees and expenses that you may pay if you buy, hold and sell shares of the Fund. You may pay other fees (including on Class R6 and Advisor Class shares), such as brokerage commissions and other fees to financial intermediaries, which are not reflected in the tables and examples below. You may qualify for sales charge discounts in Class A if you and your family invest, or agree to invest in the future, at least \$25,000 in Franklin Templeton funds and certain other funds distributed through Franklin Distributors, LLC, the Fund's distributor. More information about these and other discounts is available from your financial professional and under "Your Account" on page 140 in the Fund's Prospectus and under "Buying and Selling Shares" on page 90 of the Fund's Statement of Additional Information. In addition, more information about sales charge discounts and waivers for purchases of shares through specific financial intermediaries is set forth in Appendix A – "Intermediary Sales Charge Discounts and Waivers" to the Fund's prospectus.

### Shareholder Fees

(fees paid directly from your investment)

	Class A	Class C	Class R	Class R6	Advisor Class
Maximum Sales Charge (Load) Imposed on Purchases (as percentage of offering price)	5.50%	None	None	None	None
Maximum Deferred Sales Charge (Load) (as percentage of the lower of original purchase price or sale proceeds)	None <sup>1</sup>	1.00%	None	None	None

<sup>1</sup> There is a 1% contingent deferred sales charge that applies to investments of \$1 Million or more (see "Investments of \$1 Million or More" under "Choosing a Share Class") and purchases by certain retirement plans without an initial sales charge on shares sold within 18 months of purchase.

### Annual Fund Operating Expenses

(expenses that you pay each year as a percentage of the value of your investment)

	Class A	Class C	Class R	Class R6	Advisor Class
Management fees	0.44%	0.44%	0.44%	0.44%	0.44%
Distribution and service (12b-1) fees	0.25%	1.00%	0.50%	None	None
Other expenses	0.10%	0.10%	0.10%	0.02%	0.10%
<b>Total annual Fund operating expenses</b>	<b>0.79%</b>	<b>1.54%</b>	<b>1.04%</b>	<b>0.46%</b>	<b>0.54%</b>

## Example

This Example is intended to help you compare the cost of investing in the Fund with the cost of investing in other mutual funds. The Example assumes that you invest \$10,000 in the Fund for the time periods indicated and then redeem all of your shares at the end of the period. The Example also assumes that your investment has a 5% return each year and that the Fund's operating expenses remain the same. Although your actual costs may be higher or lower, based on these assumptions your costs would be:

	1 Year	3 Years	5 Years	10 Years
<b>Class A</b>	\$626	\$788	\$964	\$1,474
<b>Class C</b>	\$257	\$487	\$839	\$1,632
<b>Class R</b>	\$106	\$331	\$574	\$1,271
<b>Class R6</b>	\$47	\$147	\$257	\$578
<b>Advisor Class</b>	\$55	\$173	\$302	\$678
If you do not sell your shares:				
<b>Class C</b>	\$157	\$487	\$839	\$1,632

## Portfolio Turnover

The Fund pays transaction costs, such as commissions, when it buys and sells securities (or "turns over" its portfolio). A higher portfolio turnover rate may indicate higher transaction costs and may result in higher taxes when Fund shares are held in a taxable account. These costs, which are not reflected in annual Fund operating expenses or in the Example, affect the Fund's performance. During the most recent fiscal year, the Fund's portfolio turnover rate was 7.35% of the average value of its portfolio.

## Principal Investment Strategies

Under normal market conditions, the Fund invests substantially in the equity securities of companies that are leaders in their industries. In selecting securities, the investment manager considers many factors, including historical and potential growth in revenues and earnings, assessment of strength and quality of management, and determination of a company's strategic positioning in its industry.

Although the Fund normally invests substantially in the equity securities (principally common stocks) of U.S.-based large and medium market capitalization companies, it may invest in companies in new and emerging industries where growth is expected to be above average and may invest up to 25% of its assets in smaller companies.

The Fund's investment manager is a research driven, fundamental investor, generally pursuing a "buy-and-hold" growth strategy. As a "bottom-up" investor

focusing primarily on individual securities, the investment manager chooses companies that it believes are positioned for growth in revenues, earnings or assets. Such advantages as a particular marketing niche, proven technology, sound financial records, strong management, and industry leadership are all factors the investment manager believes point to strong growth potential. Although the investment manager searches for investments across a large number of sectors, from time to time, based on economic conditions, the Fund may have significant positions in particular sectors including technology, health care and industrials.

## Principal Risks

You could lose money by investing in the Fund. Mutual fund shares are not deposits or obligations of, or guaranteed or endorsed by, any bank, and are not insured by the Federal Deposit Insurance Corporation, the Federal Reserve Board, or any other agency of the U.S. government.

**Market:** The market values of securities or other investments owned by the Fund will go up or down, sometimes rapidly or unpredictably. The market value of a security or other investment may be reduced by market activity or other results of supply and demand unrelated to the issuer. This is a basic risk associated with all investments. When there are more sellers than buyers, prices tend to fall. Likewise, when there are more buyers than sellers, prices tend to rise.

Stock prices tend to go up and down more dramatically than those of debt securities. A slower-growth or recessionary economic environment could have an adverse effect on the prices of the various stocks held by the Fund.

**Focus:** To the extent that the Fund focuses on particular countries, regions, industries, sectors or types of investments from time to time, the Fund may be subject to greater risks of adverse developments in such areas of focus than a fund that invests in a wider variety of countries, regions, industries, sectors or investments.

**Technology companies:** Companies in the technology sector have historically been volatile due to the rapid pace of product change and development within the sector. For example, their products and services may not prove commercially successful or may become obsolete quickly. In addition, delays in or cancellation of the release of anticipated products or services may also affect the price of a technology company's stock. Technology companies are subject to significant competitive pressures, such as new market entrants, aggressive pricing and tight profit margins. The activities of these companies may also be adversely affected by changes in government regulations, worldwide technological developments or investor perception of a company and/or its products or services. The stock prices of companies operating within this sector may be subject to abrupt or erratic movements.

**Healthcare companies:** The activities of healthcare companies may be funded or subsidized by federal and state governments. If government funding and subsidies are reduced or discontinued, the profitability of these companies could be adversely affected. Healthcare companies may also be affected by government policies on healthcare reimbursements, regulatory approval for new drugs and medical products, and similar matters. They are also subject to legislative risk, i.e., the risks associated with the reform of the healthcare system through legislation.

**Industrials companies:** The stock prices of companies in the industrials sector are affected by supply and demand both for their specific product or service and for industrials sector products in general. Companies in the industrials sector may be adversely affected by changes in government regulation, world events and economic conditions. In addition, these companies are at risk for environmental damage and product liability claims. Companies in this sector could be adversely affected by commodity price volatility, changes in exchange rates, imposition of export or import controls, increased competition, depletion of resources, technological developments and labor relations.

**Growth Style Investing:** Growth stock prices reflect projections of future earnings or revenues, and can, therefore, fall dramatically if the company fails to meet those projections. Growth stocks may be more expensive relative to their current earnings or assets compared to value or other stocks, and if earnings growth expectations moderate, their valuations may return to more typical norms, causing their stock prices to fall. Prices of these companies' securities may be more volatile than other securities, particularly over the short term. In addition, investment styles can go in and out of favor, which could cause additional volatility in the prices of the Fund's portfolio holdings.

**Small and Mid Capitalization Companies:** Securities issued by small and mid capitalization companies may be more volatile in price than those of larger companies and may involve substantial risks. Such risks may include greater sensitivity to economic conditions, less certain growth prospects, lack of depth of management and funds for growth and development, and limited or less developed product lines and markets. In addition, small and mid capitalization companies may be particularly affected by interest rate increases, as they may find it more difficult to borrow money to continue or expand operations, or may have difficulty in repaying any loans. The markets for securities issued by small and mid capitalization companies also tend to be less liquid than the markets for securities issued by larger companies.

**Management:** The Fund is subject to management risk because it is an actively managed investment portfolio. The Fund's investment manager applies investment techniques and risk analyses in making investment decisions for the Fund, but there can be no guarantee that these decisions will produce the desired results.

**Cybersecurity:** Cybersecurity incidents, both intentional and unintentional, may allow an unauthorized party to gain access to Fund assets, Fund or customer data (including private shareholder information), or proprietary information, cause the Fund, the investment manager, and/or their service providers (including, but not limited to, Fund accountants, custodians, sub-custodians, transfer agents and financial intermediaries) to suffer data breaches, data corruption or loss of operational functionality or prevent Fund investors from purchasing, redeeming or exchanging shares or receiving distributions. The investment manager has limited ability to prevent or mitigate cybersecurity incidents affecting third party service providers, and such third party service providers may have limited indemnification obligations to the Fund or the investment manager. Cybersecurity incidents may result in financial losses to the Fund and its shareholders, and substantial costs may be incurred in an effort to prevent or mitigate future cybersecurity incidents. Issuers of securities in which the Fund invests are also subject to cybersecurity risks, and the value of these securities could decline if the issuers experience cybersecurity incidents.

Because technology is frequently changing, new ways to carry out cyber attacks are always developing. Therefore, there is a chance that some risks have not been identified or prepared for, or that an attack may not be detected, which puts limitations on the Fund's ability to plan for or respond to a cyber attack. Like other funds and business enterprises, the Fund, the investment manager, and their service providers are subject to the risk of cyber incidents occurring from time to time.

## Performance

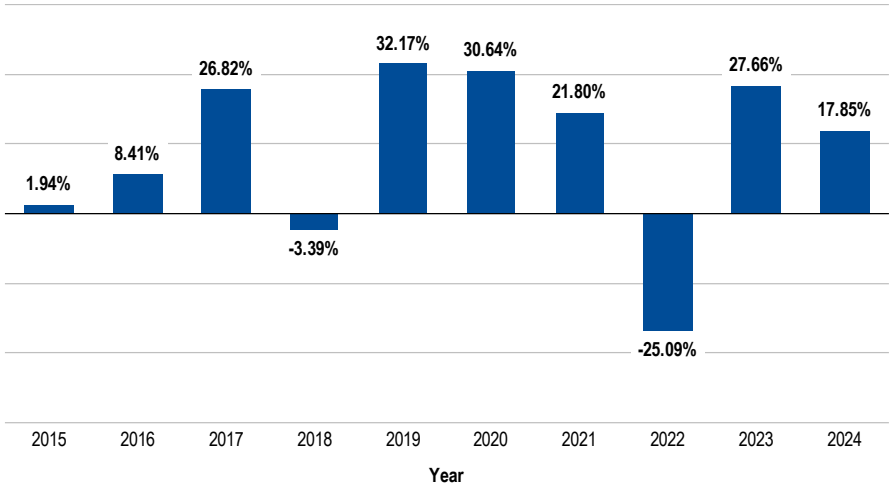
The following bar chart and table provide some indication of the risks of investing in the Fund. The bar chart shows changes in the Fund's performance from year to year for Class A shares. The table shows how the Fund's average annual returns for 1 year, 5 years, 10 years or since inception, as applicable, compared with those of a broad measure of market performance and additional indexes with characteristics relevant to the Fund. The Fund's past performance (before and after taxes) is not necessarily an indication of how the Fund will perform in the future. You can obtain updated performance information at [www.franklintempleton.com](http://www.franklintempleton.com) or by calling (800) DIAL BEN/342-5236.

The third index in the table below shows how the Fund's performance compares to a group of securities that reflect the Fund's growth style bias.

Sales charges are not reflected in the bar chart, and if those charges were included, returns would be less than those shown.



## Class A Annual Total Returns



Best Quarter:	2020, Q2	23.86%
Worst Quarter:	2022, Q2	-18.47%

## Average Annual Total Returns

(figures reflect sales charges)

For periods ended December 31, 2024

	1 Year	5 Years	10 Years
<b>Franklin Growth Fund - Class A</b>			
Return before taxes	11.37%	11.13%	11.73%
Return after taxes on distributions	9.34%	9.05%	10.23%
Return after taxes on distributions and sale of Fund shares	8.20%	8.55%	9.41%
<b>Franklin Growth Fund - Class C</b>	15.96%	11.55%	11.53%
<b>Franklin Growth Fund - Class R</b>	17.55%	12.11%	12.09%
<b>Franklin Growth Fund - Class R6</b>	18.23%	12.77%	12.77%
<b>Franklin Growth Fund - Advisor Class</b>	18.14%	12.67%	12.65%
Russell 3000® Index (index reflects no deduction for fees, expenses or taxes)	23.81%	13.86%	12.54%
S&P 500® Index (index reflects no deduction for fees, expenses or taxes)	25.02%	14.52%	13.10%
Russell 1000 Growth Index (index reflects no deduction for fees, expenses or taxes)	33.36%	18.95%	16.77%

No one index is representative of the Fund's portfolio.

The figures in the average annual total returns table above reflect the Class A shares maximum front-end sales charge of 5.50%. Prior to September 10, 2018, Class A shares were subject to a maximum front-end sales charge of 5.75%. If the

prior maximum front-end sales charge of 5.75% was reflected, performance for Class A shares in the average annual total returns table would be lower.

The after-tax returns presented in the table are calculated using the historical highest individual federal marginal income tax rates and do not reflect the impact of state and local taxes. Actual after-tax returns depend on an investor's tax situation and may differ from those shown. After-tax returns are not relevant to investors who hold their Fund shares through tax-advantaged arrangements, such as 401(k) plans or individual retirement accounts. After-tax returns are shown only for Class A and after-tax returns for other classes will vary.

## Investment Manager

Franklin Advisers, Inc. (Advisers or investment manager)

Important data provider notices and terms are available at [www.franklintempletondatasources.com](http://www.franklintempletondatasources.com). All data is subject to change.

## Portfolio Managers

### **Serena Perin Vinton, CFA**

Senior Vice President of Advisers and portfolio manager of the Fund since 2008.

### **Robert Rendler, CFA**

Portfolio Manager and Research Analyst of Advisers and portfolio manager of the Fund since 2016.

### **Joyce Lin, CFA**

Portfolio Manager and Research Analyst of Advisers and portfolio manager of the Fund since 2021.

## Purchase and Sale of Fund Shares

You may purchase or redeem shares of the Fund on any business day online through our website at [www.franklintempleton.com](http://www.franklintempleton.com), by mail (Franklin Templeton Investor Services, P.O. Box 33030, St. Petersburg, FL 33733), or by telephone at (800) 632-2301. For Class A, C and R, the minimum initial purchase for most accounts is \$1,000 (or \$25 under an automatic investment plan). Class R6 and Advisor Class are only available to certain qualified investors and the minimum initial investment will vary depending on the type of qualified investor, as described under "Your Account — Choosing a Share Class — Qualified Investors — Class R6" and "— Advisor Class" in the Fund's prospectus. There is no minimum investment for subsequent purchases.

## Taxes

The Fund's distributions are generally taxable to you as ordinary income, capital gains, or some combination of both, unless you are investing through a tax-

advantaged arrangement, such as a 401(k) plan or an individual retirement account, in which case your distributions would generally be taxed when withdrawn from the tax-advantaged account.

## Payments to Broker-Dealers and Other Financial Intermediaries

If you purchase shares of the Fund through a broker-dealer or other financial intermediary (such as a bank), the Fund and its related companies may pay the intermediary for the sale of Fund shares and related services. These payments may create a conflict of interest by influencing the broker-dealer or other intermediary and your salesperson to recommend the Fund over another investment. Ask your financial advisor or visit your financial intermediary's website for more information.

# Franklin Income Fund

## Investment Goal

To maximize income while maintaining prospects for capital appreciation.

## Fees and Expenses of the Fund

These tables describe the fees and expenses that you may pay if you buy, hold and sell shares of the Fund. You may pay other fees (including on Class R6 and Advisor Class shares), such as brokerage commissions and other fees to financial intermediaries, which are not reflected in the tables and examples below. You may qualify for sales charge discounts in Class A if you and your family invest, or agree to invest in the future, at least \$100,000 in Franklin Templeton funds and certain other funds distributed through Franklin Distributors, LLC, the Fund's distributor. More information about these and other discounts is available from your financial professional and under "Your Account" on page 140 in the Fund's Prospectus and under "Buying and Selling Shares" on page 90 of the Fund's Statement of Additional Information. In addition, more information about sales charge discounts and waivers for purchases of shares through specific financial intermediaries is set forth in Appendix A – "Intermediary Sales Charge Discounts and Waivers" to the Fund's prospectus.

### Shareholder Fees

(fees paid directly from your investment)

	Class A	Class A1	Class C	Class R	Class R6	Advisor Class
Maximum Sales Charge (Load) Imposed on Purchases (as percentage of offering price)	3.75%	3.75%	None	None	None	None
Maximum Deferred Sales Charge (Load) (as percentage of the lower of original purchase price or sale proceeds)	None <sup>1</sup>	None <sup>1</sup>	1.00%	None	None	None

<sup>1</sup> There is a 1% contingent deferred sales charge that applies to investments of \$500,000 or more (see "Investments of \$500,000 or More" under "Choosing a Share Class") and purchases by certain retirement plans without an initial sales charge on shares sold within 18 months of purchase.

## Annual Fund Operating Expenses

(expenses that you pay each year as a percentage of the value of your investment)

	Class A	Class A1	Class C	Class R	Class R6	Advisor Class
Management fees	0.38%	0.38%	0.38%	0.38%	0.38%	0.38%
Distribution and service (12b-1) fees	0.25%	0.15%	0.65%	0.50%	None	None
Other expenses	0.08%	0.08%	0.08%	0.08%	0.03%	0.08%
Acquired fund fees and expenses	0.01%	0.01%	0.01%	0.01%	0.01%	0.01%
Total annual Fund operating expenses <sup>1</sup>	0.72%	0.62%	1.12%	0.97%	0.42%	0.47%
Fee waiver and/or expense reimbursement <sup>2</sup>	-0.01%	-0.01%	-0.01%	-0.01%	-0.01%	-0.01%
<b>Total annual Fund operating expenses after fee waiver and/or expense reimbursement</b>	<b>0.71%</b>	<b>0.61%</b>	<b>1.11%</b>	<b>0.96%</b>	<b>0.41%</b>	<b>0.46%</b>

<sup>1</sup> Total annual Fund operating expenses differ from the ratio of expenses to average net assets shown in the Financial Highlights, which reflect the operating expenses of the Fund and do not include acquired fund fees and expenses.

<sup>2</sup> The investment manager has agreed to reduce its fees to reflect reduced services resulting from the Fund's investments in Franklin Templeton affiliated funds. In addition, the transfer agency fees on Class R6 shares of the Fund have been capped so that transfer agency fees for that class do not exceed 0.03%. These arrangements are expected to continue until January 31, 2026. During the terms, the fee waiver and expense reimbursement agreements may not be terminated or amended without approval of the board of trustees except to add series or classes, to reflect the extension of termination dates or to lower the waiver and expense limitation (which would result in lower fees for shareholders).

### Example

This Example is intended to help you compare the cost of investing in the Fund with the cost of investing in other mutual funds. The Example assumes that you invest \$10,000 in the Fund for the time periods indicated and then redeem all of your shares at the end of the period. The Example also assumes that your investment has a 5% return each year and that the Fund's operating expenses remain the same. The Example reflects adjustments made to the Fund's operating expenses due to the fee waivers and/or expense reimbursements by management for the 1 Year numbers only. Although your actual costs may be higher or lower, based on these assumptions your costs would be:

	1 Year	3 Years	5 Years	10 Years
Class A	\$445	\$596	\$760	\$1,235
Class A1	\$435	\$565	\$706	\$1,119
Class C	\$213	\$355	\$616	\$1,250
Class R	\$98	\$308	\$535	\$1,188
Class R6	\$42	\$134	\$234	\$528
Advisor Class	\$47	\$150	\$262	\$592
If you do not sell your shares:				
Class C	\$113	\$355	\$616	\$1,250

## Portfolio Turnover

The Fund pays transaction costs, such as commissions, when it buys and sells securities (or "turns over" its portfolio). A higher portfolio turnover rate may indicate higher transaction costs and may result in higher taxes when Fund shares are held in a taxable account. These costs, which are not reflected in annual Fund operating expenses or in the Example, affect the Fund's performance. During the most recent fiscal year, the Fund's portfolio turnover rate was 49.72% of the average value of its portfolio.

## Principal Investment Strategies

Under normal market conditions, the Fund invests in a diversified portfolio of debt and equity securities. The Fund may shift its investments from one asset class to another based on the investment manager's analysis of the best opportunities for the Fund's portfolio in a given market. The equity securities in which the Fund invests consist of common stocks, including those with dividend yields the investment manager believes are attractive, convertible securities and equity-linked notes (ELNs). Debt securities include all varieties of fixed, floating and variable rate instruments, including secured and unsecured bonds, bonds convertible into common stock, senior floating rate and term loans, mortgage-backed securities and other asset-backed securities, debentures, and shorter term instruments. Bond investments may include U.S. and foreign corporate debt, U.S. Treasuries and foreign government bonds. Under normal market conditions, the Fund currently expects to invest between 20% to 30% of its total assets in debt securities that are rated below investment grade (also known as "high yield" or "junk" bonds) but may invest up to 35% of its assets in such securities, including a portion in defaulted securities, although the Fund will not invest more than 5% of its assets in securities that are defaulted at the time of purchase. The Fund maintains the flexibility to invest in securities of companies from a variety of sectors, but from time to time, based on economic conditions, the Fund may have significant investments in particular sectors. The Fund may also invest up to 25% of its assets in foreign securities, either directly or through depositary receipts.

The Fund regularly uses a variety of equity-related derivatives and complex equity securities, which may include purchasing or selling call and put options on equity securities and equity security indices, futures on equity securities and equity indices and options on equity index futures and equity-linked notes, for various purposes including enhancing Fund returns, increasing liquidity, gaining exposure to particular instruments in more efficient or less expensive ways and/or hedging risks relating to changes in certain equity markets. In addition, the Fund may, from time to time, use interest rate-related derivatives, including interest rate swaps and interest rate and/or bond futures contracts (including U.S. Treasury futures contracts) for various purposes including enhancing Fund returns, increasing

liquidity, gaining exposure to particular instruments in more efficient or less expensive ways and/or hedging risks relating to changes in interest rates. The Fund also may use currency-related derivatives, such as forward foreign currency exchange contracts, currency futures contracts, currency swaps and currency options to hedge (protect) against currency risks, and credit-related derivatives, such as credit default swaps and options on credit default swaps, to hedge (protect) against credit risks. The use of such derivative transactions may allow the Fund to obtain net long or net short exposures to selected markets, interest rates, countries or durations.

The Fund's investment manager searches for undervalued or out-of-favor securities it believes offer opportunities for income today and significant growth tomorrow. In analyzing both corporate debt and equity securities, the investment manager considers a variety of factors, including:

- a security's relative value based on such factors as anticipated cash flow, interest or dividend coverage, asset coverage, and earnings prospects;
- the experience and strength of the company's management;
- the company's changing financial condition and market recognition of the change;
- the company's sensitivity to changes in interest rates and business conditions; and
- the company's debt maturity schedules and borrowing requirements.

When choosing investments for the Fund, the investment manager applies a "bottom-up," value oriented, long-term approach, focusing on the market price of a company's securities relative to the investment manager's evaluation of the company's long-term earnings, asset value and cash flow potential. The investment manager also considers a company's price/earnings ratio, profit margins and liquidation value. It generally performs independent analysis of the debt securities being considered for the Fund's portfolio, rather than relying principally on the ratings assigned by rating organizations.

Under normal market conditions, the Fund employs a distribution policy that is designed to provide shareholders with regular distributions from their investment. Under this policy, the Fund distributes twelve level monthly payments throughout each calendar year to enable shareholders to estimate the distributions they will receive from the Fund; however, the twelfth monthly payment may be greater than the initially anticipated amount if additional income or capital gains are required to be distributed.

## Principal Risks

You could lose money by investing in the Fund. Mutual fund shares are not deposits or obligations of, or guaranteed or endorsed by, any bank, and are not insured by the Federal Deposit Insurance Corporation, the Federal Reserve Board, or any other agency of the U.S. government.

**Market:** The market values of securities or other investments owned by the Fund will go up or down, sometimes rapidly or unpredictably. The market value of a security or other investment may be reduced by market activity or other results of supply and demand unrelated to the issuer. This is a basic risk associated with all investments. When there are more sellers than buyers, prices tend to fall. Likewise, when there are more buyers than sellers, prices tend to rise.

Stock prices tend to go up and down more dramatically than those of debt securities. A slower-growth or recessionary economic environment could have an adverse effect on the prices of the various stocks held by the Fund.

**Interest Rate:** When interest rates rise, debt security prices generally fall. The opposite is also generally true: debt security prices rise when interest rates fall. Interest rate changes are influenced by a number of factors, including government policy, monetary policy, inflation expectations, perceptions of risk, and supply of and demand for bonds. In general, securities with longer maturities or durations are more sensitive to interest rate changes.

**Credit:** An issuer of debt securities may fail to make interest payments or repay principal when due, in whole or in part. Changes in an issuer's financial strength or in a security's or government's credit rating may affect a security's value.

**High-Yield Debt Instruments:** Issuers of lower-rated or "high-yield" debt instruments (also known as "junk bonds") are not as strong financially as those issuing higher credit quality debt instruments. High-yield debt instruments are generally considered predominantly speculative by the applicable rating agencies as their issuers are more likely to encounter financial difficulties because they may be more highly leveraged, or because of other considerations. In addition, high yield debt instruments generally are more vulnerable to changes in the relevant economy, such as a recession or a sustained period of rising interest rates, that could affect their ability to make interest and principal payments when due. The prices of high-yield debt instruments generally fluctuate more than those of higher credit quality. High-yield debt instruments are generally more illiquid (harder to sell) and harder to value.

**Income:** The Fund's distributions to shareholders may decline when prevailing interest rates fall, when the Fund experiences defaults on debt securities it holds or when the Fund realizes a loss upon the sale of a debt security.



**Focus:** To the extent that the Fund focuses on particular countries, regions, industries, sectors or types of investments from time to time, the Fund may be subject to greater risks of adverse developments in such areas of focus than a fund that invests in a wider variety of countries, regions, industries, sectors or investments.

**Equity-Linked Notes (ELNs):** Investments in ELNs often have risks similar to their underlying securities or index, which could include management risk, market risk and, as applicable, foreign securities and currency risks. In addition, since ELNs are in note form, ELNs are also subject to certain debt securities risks, such as interest rate and credit risks. Should the prices of the underlying securities or index move in an unexpected manner, the Fund may not achieve the anticipated benefits of an investment in an ELN, and may realize losses, which could be significant and could include the Fund's entire principal investment. An investment in an ELN is also subject to counterparty risk, which is the risk that the issuer of the ELN will default or become bankrupt and the Fund will have difficulty being repaid, or fail to be repaid, the principal amount of, or income from, its investment. Investments in ELNs are also subject to liquidity risk, which may make ELNs difficult to sell and value. In addition, ELNs may exhibit price behavior that does not correlate with their underlying securities, index or a fixed-income investment.

**Foreign Securities (non-U.S.):** Investing in foreign securities typically involves more risks than investing in U.S. securities, including risks related to currency exchange rates and policies, country or government specific issues, less favorable trading practices or regulation and greater price volatility. Certain of these risks also may apply to securities of U.S. companies with significant foreign operations. The risks of investing in foreign securities are typically greater in less developed or emerging market countries.

**Mortgage Securities and Asset-Backed Securities:** Mortgage securities differ from conventional debt securities because principal is paid back periodically over the life of the security rather than at maturity. The Fund may receive unscheduled payments of principal due to voluntary prepayments, refinancings or foreclosures on the underlying mortgage loans. Because of prepayments, mortgage securities may be less effective than some other types of debt securities as a means of "locking in" long-term interest rates and may have less potential for capital appreciation during periods of falling interest rates. A reduction in the anticipated rate of principal prepayments, especially during periods of rising interest rates, may increase or extend the effective maturity and duration of mortgage securities, making them more sensitive to interest rate changes, subject to greater price volatility, and more susceptible than some other debt securities to a decline in market value when interest rates rise.

Issuers of asset-backed securities may have limited ability to enforce the security interest in the underlying assets, and credit enhancements provided to support the

securities, if any, may be inadequate to protect investors in the event of default. Like mortgage securities, asset-backed securities are subject to prepayment and extension risks.

**Convertible Securities:** Convertible securities are subject to the risks of stocks when the underlying stock price is high relative to the conversion price (because more of the security's value resides in the conversion feature) and debt securities when the underlying stock price is low relative to the conversion price (because the conversion feature is less valuable). The value of convertible securities may rise and fall with the market value of the underlying stock or, like a debt security, vary with changes in interest rates and the credit quality of the issuer. A convertible security is not as sensitive to interest rate changes as a similar non-convertible debt security, and generally has less potential for gain or loss than the underlying stock.

**Depository Receipts:** Depository receipts are subject to many of the risks of the underlying security. For some depository receipts, the custodian or similar financial institution that holds the issuer's shares in a trust account is located in the issuer's home country. The Fund could be exposed to the credit risk of the custodian or financial institution, and in cases where the issuer's home country does not have developed financial markets, greater market risk. In addition, the depository institution may not have physical custody of the underlying securities at all times and may charge fees for various services, including forwarding dividends and interest and corporate actions. The Fund would be expected to pay a share of the additional fees, which it would not pay if investing directly in the foreign securities. The Fund may experience delays in receiving its dividend and interest payments or exercising rights as a shareholder. There may be an increased possibility of untimely responses to certain corporate actions of the issuer in an unsponsored depository receipt program. Accordingly, there may be less information available regarding issuers of securities underlying unsponsored programs and there may not be a correlation between this information and the market value of the depository receipts.

**Management:** The Fund is subject to management risk because it is an actively managed investment portfolio. The Fund's investment manager applies investment techniques and risk analyses in making investment decisions for the Fund, but there can be no guarantee that these decisions will produce the desired results.

**Managed Distribution Policy:** The Fund's monthly payments under the managed distribution policy may reduce the amount of assets available for investment by the Fund, even if the Fund's assets grow over time. In addition, the Fund may return capital to shareholders (i.e., a return of all or part of a shareholder's original investment). Fund shareholders are expected to receive a monthly distribution that is equal to a set percentage per share, which will be different per class based on differences in class expenses, multiplied by the number of shares owned on the

record date; therefore, redemptions from a shareholder's account will reduce future distributions. The managed distribution policy is not designed to generate, and is not expected to result in, distributions that equal a fixed percentage of the Fund's current net asset value per share or a fixed percentage of a shareholder's current account value.

**Value Style Investing:** A value stock may not increase in price as anticipated by the investment manager if other investors fail to recognize the company's value and bid up the price, the markets favor faster-growing companies, or the factors that the investment manager believes will increase the price of the security do not occur or do not have the anticipated effect.

**Prepayment:** Prepayment risk occurs when a debt security can be repaid in whole or in part prior to the security's maturity and the Fund must reinvest the proceeds it receives, during periods of declining interest rates, in securities that pay a lower rate of interest. Also, if a security has been purchased at a premium, the value of the premium would be lost in the event of prepayment. Prepayments generally increase when interest rates fall.

**Derivative Instruments:** The performance of derivative instruments depends largely on the performance of an underlying instrument, such as a currency, security, interest rate or index, and such instruments often have risks similar to their underlying instrument, in addition to other risks. Derivative instruments involve costs and can create economic leverage in the Fund's portfolio which may result in significant volatility and cause the Fund to participate in losses (as well as gains) in an amount that exceeds the Fund's initial investment. Other risks include illiquidity, mispricing or improper valuation of the derivative instrument, and imperfect correlation between the value of the derivative and the underlying instrument so that the Fund may not realize the intended benefits. When a derivative is used for hedging, the change in value of the derivative may also not correlate specifically with the currency, security, interest rate, index or other risk being hedged. With over-the-counter derivatives, there is the risk that the other party to the transaction will fail to perform.

**Cybersecurity:** Cybersecurity incidents, both intentional and unintentional, may allow an unauthorized party to gain access to Fund assets, Fund or customer data (including private shareholder information), or proprietary information, cause the Fund, the investment manager, and/or their service providers (including, but not limited to, Fund accountants, custodians, sub-custodians, transfer agents and financial intermediaries) to suffer data breaches, data corruption or loss of operational functionality or prevent Fund investors from purchasing, redeeming or exchanging shares or receiving distributions. The investment manager has limited ability to prevent or mitigate cybersecurity incidents affecting third party service providers, and such third party service providers may have limited indemnification obligations to the Fund or the investment manager. Cybersecurity incidents may

result in financial losses to the Fund and its shareholders, and substantial costs may be incurred in an effort to prevent or mitigate future cybersecurity incidents. Issuers of securities in which the Fund invests are also subject to cybersecurity risks, and the value of these securities could decline if the issuers experience cybersecurity incidents.

Because technology is frequently changing, new ways to carry out cyber attacks are always developing. Therefore, there is a chance that some risks have not been identified or prepared for, or that an attack may not be detected, which puts limitations on the Fund's ability to plan for or respond to a cyber attack. Like other funds and business enterprises, the Fund, the investment manager, and their service providers are subject to the risk of cyber incidents occurring from time to time.

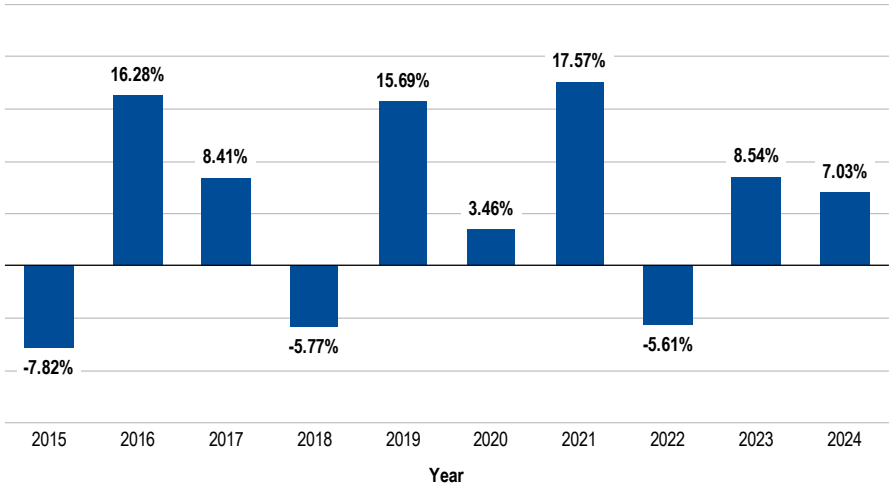
## Performance

The following bar chart and table provide some indication of the risks of investing in the Fund. The bar chart shows changes in the Fund's performance from year to year for Class A shares. The table shows how the Fund's average annual returns for 1 year, 5 years, 10 years or since inception, as applicable, compared with those of a broad measure of market performance and additional indexes with characteristics relevant to the Fund. The Fund's past performance (before and after taxes) is not necessarily an indication of how the Fund will perform in the future. You can obtain updated performance information at [www.franklintempleton.com](http://www.franklintempleton.com) or by calling (800) DIAL BEN/342-5236.

The third index in the table below shows how the Fund's performance compares to groups of securities that align with the Fund's expected exposure to income producing equity and debt securities.

Sales charges are not reflected in the bar chart, and if those charges were included, returns would be less than those shown.

## Class A Annual Total Returns



Best Quarter:	2020, Q4	11.62%
Worst Quarter:	2020, Q1	-16.02%

## Average Annual Total Returns

(figures reflect sales charges)

For periods ended December 31, 2024

	1 Year	5 Years	10 Years
<b>Franklin Income Fund - Class A</b>			
Return before taxes	3.01%	5.12%	4.98%
Return after taxes on distributions	0.85%	2.99%	2.92%
Return after taxes on distributions and sale of Fund shares	1.87%	3.11%	3.00%
<b>Franklin Income Fund - Class A1</b>	3.13%	5.25%	5.11%
<b>Franklin Income Fund - Class C</b>	5.89%	5.56%	4.96%
<b>Franklin Income Fund - Class R</b>	6.91%	5.69%	5.14%
<b>Franklin Income Fund - Class R6</b>	7.32%	6.35%	5.77%
<b>Franklin Income Fund - Advisor Class</b>	7.30%	6.23%	5.68%
Bloomberg US Aggregate Index (index reflects no deduction for fees, expenses or taxes)	1.25%	-0.33%	1.35%
Russell 3000® Index (index reflects no deduction for fees, expenses or taxes)	23.81%	13.86%	12.54%
Blended 50% MSCI USA High Dividend Yield Index + 25% Bloomberg High Yield Very Liquid Index + 25% Bloomberg US Aggregate Index (index reflects no deduction for fees, expenses or taxes)	8.09%	4.65%	6.18%

No one index is representative of the Fund's portfolio.

Historical performance for Class A shares in the bar chart and table above prior to their inception is based on the performance of Class A1 shares and has been adjusted to reflect differences in Rule 12b-1 fees between classes.

The figures in the average annual total returns table above reflect the Class A and Class A1 shares maximum front-end sales charge of 3.75%. Prior to March 1, 2019, Class A and Class A1 shares were subject to a maximum front-end sales charge of 4.25%. If the prior maximum front-end sales charge of 4.25% was reflected, performance for Class A and Class A1 shares in the average annual total returns table would be lower.

The after-tax returns presented in the table are calculated using the historical highest individual federal marginal income tax rates and do not reflect the impact of state and local taxes. Actual after-tax returns depend on an investor's tax situation and may differ from those shown. After-tax returns are not relevant to investors who hold their Fund shares through tax-advantaged arrangements, such as 401(k) plans or individual retirement accounts. After-tax returns are shown only for Class A and after-tax returns for other classes will vary.

Important data provider notices and terms are available at [www.franklintempletondatasources.com](http://www.franklintempletondatasources.com). All data is subject to change.

## Investment Manager

Franklin Advisers, Inc. (Advisers or investment manager)

## Portfolio Managers

### **Edward D. Perks, CFA**

President and Director of Advisers and portfolio manager of the Fund since 2002.

### **Brendan Circle, CFA**

Senior Vice President of Advisers and portfolio manager of the Fund since 2019.

### **Todd Brighton, CFA**

Senior Vice President of Advisers and portfolio manager of the Fund since 2017.

## Purchase and Sale of Fund Shares

You may purchase or redeem shares of the Fund on any business day online through our website at [www.franklintempleton.com](http://www.franklintempleton.com), by mail (Franklin Templeton Investor Services, P.O. Box 33030, St. Petersburg, FL 33733), or by telephone at (800) 632-2301. For Class A, C and R, the minimum initial purchase for most accounts is \$1,000 (or \$25 under an automatic investment plan). Class R6 and Advisor Class are only available to certain qualified investors and the minimum initial investment will vary depending on the type of qualified investor, as described under "Your Account — Choosing a Share Class — Qualified Investors — Class

R6" and "— Advisor Class" in the Fund's prospectus. There is no minimum investment for subsequent purchases.

## Taxes

The Fund's distributions are generally taxable to you as ordinary income, unless you are investing through a tax-advantaged arrangement, such as a 401(k) plan or an individual retirement account, in which case your distributions would generally be taxed when withdrawn from the tax-advantaged account.

## Payments to Broker-Dealers and Other Financial Intermediaries

If you purchase shares of the Fund through a broker-dealer or other financial intermediary (such as a bank), the Fund and its related companies may pay the intermediary for the sale of Fund shares and related services. These payments may create a conflict of interest by influencing the broker-dealer or other intermediary and your salesperson to recommend the Fund over another investment. Ask your financial advisor or visit your financial intermediary's website for more information.

# Franklin U.S. Government Securities Fund

## Investment Goal

Income.

## Fees and Expenses of the Fund

These tables describe the fees and expenses that you may pay if you buy, hold and sell shares of the Fund. You may pay other fees (including on Class R6 and Advisor Class shares), such as brokerage commissions and other fees to financial intermediaries, which are not reflected in the tables and examples below. You may qualify for sales charge discounts in Class A if you and your family invest, or agree to invest in the future, at least \$100,000 in Franklin Templeton funds and certain other funds distributed through Franklin Distributors, LLC, the Fund’s distributor. More information about these and other discounts is available from your financial professional and under “Your Account” on page 140 in the Fund’s Prospectus and under “Buying and Selling Shares” on page 90 of the Fund’s Statement of Additional Information. In addition, more information about sales charge discounts and waivers for purchases of shares through specific financial intermediaries is set forth in Appendix A – “Intermediary Sales Charge Discounts and Waivers” to the Fund’s prospectus.

### Shareholder Fees

(fees paid directly from your investment)

	Class A	Class A1	Class C	Class R	Class R6	Advisor Class
Maximum Sales Charge (Load) Imposed on Purchases (as percentage of offering price)	3.75%	3.75%	None	None	None	None
Maximum Deferred Sales Charge (Load) (as percentage of the lower of original purchase price or sale proceeds)	None <sup>1</sup>	None <sup>1</sup>	1.00%	None	None	None

<sup>1</sup> There is a 1% contingent deferred sales charge that applies to investments of \$500,000 or more (see “Investments of \$500,000 or More” under “Choosing a Share Class”) and purchases by certain retirement plans without an initial sales charge on shares sold within 18 months of purchase.



## Annual Fund Operating Expenses

(expenses that you pay each year as a percentage of the value of your investment)

	Class A	Class A1	Class C	Class R	Class R6	Advisor Class
Management fees	0.46%	0.46%	0.46%	0.46%	0.46%	0.46%
Distribution and service (12b-1) fees	0.25%	0.15%	0.65%	0.50%	None	None
Other expenses	0.14%	0.13%	0.14%	0.14%	0.05%	0.14%
Acquired fund fees and expenses	0.01%	0.01%	0.01%	0.01%	0.01%	0.01%
Total annual Fund operating expenses <sup>1</sup>	0.86%	0.75%	1.26%	1.11%	0.52%	0.61%
Fee waiver and/or expense reimbursement <sup>2</sup>	-0.01%	-0.01%	-0.01%	-0.01%	-0.01%	-0.01%
<b>Total annual Fund operating expenses after fee waiver and/or expense reimbursement</b>	<b>0.85%</b>	<b>0.74%</b>	<b>1.25%</b>	<b>1.10%</b>	<b>0.51%</b>	<b>0.60%</b>

<sup>1</sup> Total annual Fund operating expenses differ from the ratio of expenses to average net assets shown in the Financial Highlights, which reflect the operating expenses of the Fund and do not include acquired fund fees and expenses.

<sup>2</sup> The investment manager has agreed to reduce its fees to reflect reduced services resulting from the Fund's investments in Franklin Templeton affiliated funds. In addition, the transfer agency fees on Class R6 shares of the Fund have been capped so that transfer agency fees for that class do not exceed 0.03%. These arrangements are expected to continue until January 31, 2026. During the terms, the fee waiver and expense reimbursement agreements may not be terminated or amended without approval of the board of trustees except to add series or classes, to reflect the extension of termination dates or to lower the waiver and expense limitation (which would result in lower fees for shareholders).

## Example

This Example is intended to help you compare the cost of investing in the Fund with the cost of investing in other mutual funds. The Example assumes that you invest \$10,000 in the Fund for the time periods indicated and then redeem all of your shares at the end of the period. The Example also assumes that your investment has a 5% return each year and that the Fund's operating expenses remain the same. The Example reflects adjustments made to the Fund's operating expenses due to the fee waivers and/or expense reimbursements by management for the 1 Year numbers only. Although your actual costs may be higher or lower, based on these assumptions your costs would be:

	1 Year	3 Years	5 Years	10 Years
Class A	\$459	\$639	\$833	\$1,395
Class A1	\$448	\$605	\$776	\$1,271
Class C	\$227	\$398	\$690	\$1,411
Class R	\$112	\$352	\$611	\$1,352
Class R6	\$52	\$166	\$290	\$651
Advisor Class	\$61	\$194	\$339	\$761
If you do not sell your shares:				
Class C	\$127	\$398	\$690	\$1,411

## Portfolio Turnover

The Fund pays transaction costs, such as commissions, when it buys and sells securities (or "turns over" its portfolio). A higher portfolio turnover rate may indicate higher transaction costs and may result in higher taxes when Fund shares are held in a taxable account. These costs, which are not reflected in annual Fund operating expenses or in the Example, affect the Fund's performance. During the most recent fiscal year, the Fund's portfolio turnover rate was 30.97% of the average value of its portfolio.

## Principal Investment Strategies

Under normal market conditions, the Fund invests at least 80% of its net assets in U.S. government securities. The Fund presently invests substantially all of its assets in Government National Mortgage Association obligations (Ginnie Maes). Ginnie Maes represent an ownership interest in mortgage loans pooled together for sale to investors to finance purchases of homes. The mortgage loans may have either fixed or adjustable interest rates. As the underlying mortgage loans are paid off, Ginnie Maes provide investors with monthly payments of interest and principal as well as any unscheduled prepayments on the underlying mortgage loans.

Ginnie Maes carry a guarantee as to the timely repayment of principal and interest that is backed by the full faith and credit of the U.S. government. The full faith and credit guarantee does not apply to the market prices and yields of the Ginnie Maes or to the net asset value or performance of the Fund, which will vary with changes in interest rates and other market conditions.

## Principal Risks

You could lose money by investing in the Fund. Mutual fund shares are not deposits or obligations of, or guaranteed or endorsed by, any bank, and are not insured by the Federal Deposit Insurance Corporation, the Federal Reserve Board, or any other agency of the U.S. government.

**Interest Rate:** When interest rates rise, debt security prices generally fall. The opposite is also generally true: debt security prices rise when interest rates fall. Interest rate changes are influenced by a number of factors, including government policy, monetary policy, inflation expectations, perceptions of risk, and supply of and demand for bonds. In general, securities with longer maturities or durations are more sensitive to interest rate changes.

**Prepayment:** Prepayment risk occurs when a debt security can be repaid in whole or in part prior to the security's maturity and the Fund must reinvest the proceeds it receives, during periods of declining interest rates, in securities that pay a lower rate of interest. Also, if a security has been purchased at a premium, the value of

the premium would be lost in the event of prepayment. Prepayments generally increase when interest rates fall.

**Mortgage Securities:** Mortgage securities differ from conventional debt securities because principal is paid back periodically over the life of the security rather than at maturity. The Fund may receive unscheduled payments of principal due to voluntary prepayments, refinancings or foreclosures on the underlying mortgage loans. Because of prepayments, mortgage securities may be less effective than some other types of debt securities as a means of "locking in" long-term interest rates and may have less potential for capital appreciation during periods of falling interest rates. A reduction in the anticipated rate of principal prepayments, especially during periods of rising interest rates, may increase or extend the effective maturity and duration of mortgage securities, making them more sensitive to interest rate changes, subject to greater price volatility, and more susceptible than some other debt securities to a decline in market value when interest rates rise.

**Extension:** The market value of some debt securities (such as certain asset-backed and mortgage-backed securities) will be adversely affected when bond calls or prepayments on underlying mortgages or other assets are less or slower than anticipated. When that occurs, the effective maturity date of the Fund's investment is extended, resulting in an increase in interest rate sensitivity to that of a longer-term instrument.

**Ginnie Maes:** Ginnie Maes differ from conventional corporate debt securities because principal is paid back monthly over the life of the security rather than at maturity. The Fund may receive unscheduled payments of principal due to voluntary prepayments, refinancing or foreclosure on the underlying mortgage loans. Because of prepayments, Ginnie Maes may be less effective than some other types of securities as a means of "locking in" long-term interest rates and may have less potential for capital appreciation during periods of falling interest rates. A reduction in the anticipated rate of principal prepayments, especially during periods of rising interest rates, may increase the effective maturity of Ginnie Maes, making them more susceptible than some other debt securities to a decline in market value when interest rates rise.

**Income:** The Fund's distributions to shareholders may decline when prevailing interest rates fall, when the Fund experiences defaults on debt securities it holds or when the Fund realizes a loss upon the sale of a debt security.

**Credit:** U.S. government investments generally have the least credit risk but are not completely free of credit risk. The Fund may incur losses on debt securities that are inaccurately perceived to present a different amount of credit risk by the market, the investment manager or the rating agencies than such securities actually do. Any downgrade of securities issued by the U.S. government may result

in a downgrade of securities issued by its agencies or instrumentalities, including securities issued by Ginnie Mae. While securities issued by Ginnie Mae are backed by the full faith and credit of the U.S. Government, guarantees of principal and interest do not apply to market prices, yields or the Fund's share price.

**Management:** The Fund is subject to management risk because it is an actively managed investment portfolio. The Fund's investment manager applies investment techniques and risk analyses in making investment decisions for the Fund, but there can be no guarantee that these decisions will produce the desired results.

**Market:** The market values of securities or other investments owned by the Fund will go up or down, sometimes rapidly or unpredictably. The market value of a security or other investment may be reduced by market activity or other results of supply and demand unrelated to the issuer. This is a basic risk associated with all investments. When there are more sellers than buyers, prices tend to fall. Likewise, when there are more buyers than sellers, prices tend to rise.

**Cybersecurity:** Cybersecurity incidents, both intentional and unintentional, may allow an unauthorized party to gain access to Fund assets, Fund or customer data (including private shareholder information), or proprietary information, cause the Fund, the investment manager, and/or their service providers (including, but not limited to, Fund accountants, custodians, sub-custodians, transfer agents and financial intermediaries) to suffer data breaches, data corruption or loss of operational functionality or prevent Fund investors from purchasing, redeeming or exchanging shares or receiving distributions. The investment manager has limited ability to prevent or mitigate cybersecurity incidents affecting third party service providers, and such third party service providers may have limited indemnification obligations to the Fund or the investment manager. Cybersecurity incidents may result in financial losses to the Fund and its shareholders, and substantial costs may be incurred in an effort to prevent or mitigate future cybersecurity incidents. Issuers of securities in which the Fund invests are also subject to cybersecurity risks, and the value of these securities could decline if the issuers experience cybersecurity incidents.

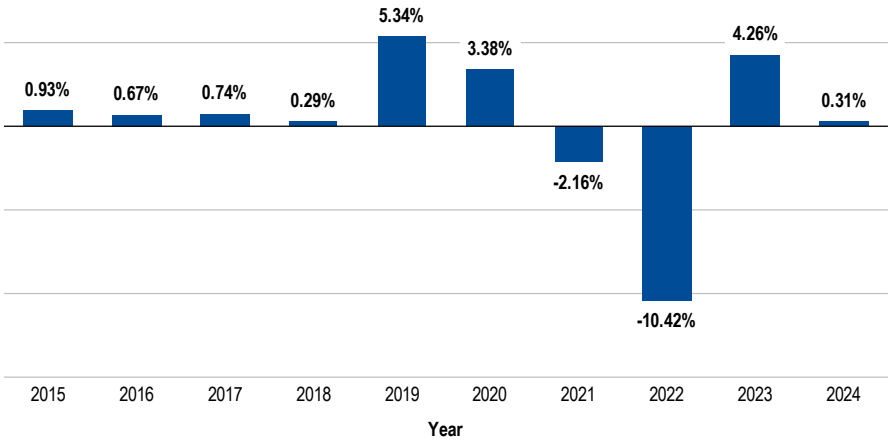
Because technology is frequently changing, new ways to carry out cyber attacks are always developing. Therefore, there is a chance that some risks have not been identified or prepared for, or that an attack may not be detected, which puts limitations on the Fund's ability to plan for or respond to a cyber attack. Like other funds and business enterprises, the Fund, the investment manager, and their service providers are subject to the risk of cyber incidents occurring from time to time.

## Performance

The following bar chart and table provide some indication of the risks of investing in the Fund. The bar chart shows changes in the Fund's performance from year to year for Class A shares. The table shows how the Fund's average annual returns for 1 year, 5 years, 10 years or since inception, as applicable, compared with those of a broad measure of market performance and an additional index with characteristics relevant to the Fund. The Fund's past performance (before and after taxes) is not necessarily an indication of how the Fund will perform in the future. You can obtain updated performance information at [www.franklintempleton.com](http://www.franklintempleton.com) or by calling (800) DIAL BEN/342-5236.

Sales charges are not reflected in the bar chart, and if those charges were included, returns would be less than those shown.

### Class A Annual Total Returns



Best Quarter:	2023, Q4	6.57%
Worst Quarter:	2022, Q3	-5.00%

## Average Annual Total Returns

(figures reflect sales charges)

For periods ended December 31, 2024

	1 Year	5 Years	10 Years
<b>Franklin U.S. Government Securities Fund - Class A</b>			
Return before taxes	-3.46%	-1.83%	-0.14%
Return after taxes on distributions	-4.73%	-2.90%	-1.33%
Return after taxes on distributions and sale of Fund shares	-2.05%	-1.81%	-0.60%
<b>Franklin U.S. Government Securities Fund - Class A1</b>	-3.34%	-1.71%	-0.07%
<b>Franklin U.S. Government Securities Fund - Class C</b>	-1.07%	-1.49%	-0.21%
<b>Franklin U.S. Government Securities Fund - Class R</b>	0.06%	-1.33%	-0.05%
<b>Franklin U.S. Government Securities Fund - Class R6</b>	0.86%	-0.72%	0.59%
<b>Franklin U.S. Government Securities Fund - Advisor Class</b>	0.56%	-0.82%	0.45%
Bloomberg US Aggregate Index (index reflects no deduction for fees, expenses or taxes)	1.25%	-0.33%	1.35%
Bloomberg US Government - Intermediate Index (index reflects no deduction for fees, expenses or taxes)	2.44%	0.49%	1.24%

Historical performance for Class A shares in the bar chart and table above prior to their inception is based on the performance of Class A1 shares and has been adjusted to reflect differences in Rule 12b-1 fees between classes.

The figures in the average annual total returns table above reflect the Class A and Class A1 shares maximum front-end sales charge of 3.75%. Prior to March 1, 2019, Class A and Class A1 shares were subject to a maximum front-end sales charge of 4.25%. If the prior maximum front-end sales charge of 4.25% was reflected, performance for Class A and Class A1 shares in the average annual total returns table would be lower.

The after-tax returns presented in the table are calculated using the historical highest individual federal marginal income tax rates and do not reflect the impact of state and local taxes. Actual after-tax returns depend on an investor's tax situation and may differ from those shown. After-tax returns are not relevant to investors who hold their Fund shares through tax-advantaged arrangements, such as 401(k) plans or individual retirement accounts. After-tax returns are shown only for Class A and after-tax returns for other classes will vary.

Important data provider notices and terms are available at [www.franklintempletondatasources.com](http://www.franklintempletondatasources.com). All data is subject to change.

## Investment Manager

Franklin Advisers, Inc. (Advisers or investment manager)

## Portfolio Managers

### **Paul Varunok**

Senior Vice President of Advisers and portfolio manager of the Fund since 2003.

### **Neil Dhruv**

Vice President of Advisers and portfolio manager of the Fund since 2019.

### **Jatin Misra, Ph.D., CFA**

Portfolio Manager of Advisers and portfolio manager of the Fund since September 2024.

### **Michael V. Salm**

Portfolio Manager of Advisers and portfolio manager of the Fund since September 2024.

## Purchase and Sale of Fund Shares

You may purchase or redeem shares of the Fund on any business day online through our website at [www.franklintempleton.com](http://www.franklintempleton.com), by mail (Franklin Templeton Investor Services, P.O. Box 33030, St. Petersburg, FL 33733), or by telephone at (800) 632-2301. For Class A, C and R, the minimum initial purchase for most accounts is \$1,000 (or \$25 under an automatic investment plan). Class R6 and Advisor Class are only available to certain qualified investors and the minimum initial investment will vary depending on the type of qualified investor, as described under "Your Account — Choosing a Share Class — Qualified Investors — Class R6" and "— Advisor Class" in the Fund's prospectus. There is no minimum investment for subsequent purchases.

## Taxes

The Fund's distributions are generally taxable to you as ordinary income, unless you are investing through a tax-advantaged arrangement, such as a 401(k) plan or an individual retirement account, in which case your distributions would generally be taxed when withdrawn from the tax-advantaged account.

## Payments to Broker-Dealers and Other Financial Intermediaries

If you purchase shares of the Fund through a broker-dealer or other financial intermediary (such as a bank), the Fund and its related companies may pay the intermediary for the sale of Fund shares and related services. These payments may create a conflict of interest by influencing the broker-dealer or other intermediary and your salesperson to recommend the Fund over another investment. Ask your financial advisor or visit your financial intermediary's website for more information.

# Franklin Utilities Fund

## Investment Goal

Capital appreciation and current income.

## Fees and Expenses of the Fund

These tables describe the fees and expenses that you may pay if you buy, hold and sell shares of the Fund. You may pay other fees (including on Class R6 and Advisor Class shares), such as brokerage commissions and other fees to financial intermediaries, which are not reflected in the tables and examples below. You may qualify for sales charge discounts in Class A if you and your family invest, or agree to invest in the future, at least \$100,000 in Franklin Templeton funds and certain other funds distributed through Franklin Distributors, LLC, the Fund's distributor. More information about these and other discounts is available from your financial professional and under "Your Account" on page 140 in the Fund's Prospectus and under "Buying and Selling Shares" on page 90 of the Fund's Statement of Additional Information. In addition, more information about sales charge discounts and waivers for purchases of shares through specific financial intermediaries is set forth in Appendix A – "Intermediary Sales Charge Discounts and Waivers" to the Fund's prospectus.

### Shareholder Fees

(fees paid directly from your investment)

	Class A	Class A1	Class C	Class R	Class R6	Advisor Class
Maximum Sales Charge (Load) Imposed on Purchases (as percentage of offering price)	3.75%	3.75%	None	None	None	None
Maximum Deferred Sales Charge (Load) (as percentage of the lower of original purchase price or sale proceeds)	None <sup>1</sup>	None <sup>1</sup>	1.00%	None	None	None

<sup>1</sup> There is a 1% contingent deferred sales charge that applies to investments of \$500,000 or more (see "Investments of \$500,000 or More" under "Choosing a Share Class") and purchases by certain retirement plans without an initial sales charge on shares sold within 18 months of purchase.



## Annual Fund Operating Expenses

(expenses that you pay each year as a percentage of the value of your investment)

	Class A	Class A1	Class C	Class R	Class R6	Advisor Class
Management fees	0.46%	0.46%	0.46%	0.46%	0.46%	0.46%
Distribution and service (12b-1) fees	0.25%	0.15%	0.65%	0.50%	None	None
Other expenses	0.10%	0.10%	0.10%	0.10%	0.06%	0.10%
Total annual Fund operating expenses	0.81%	0.71%	1.21%	1.06%	0.52%	0.56%
Fee waiver and/or expense reimbursement <sup>1</sup>	None	None	None	None	-0.02%	None
<b>Total annual Fund operating expenses after fee waiver and/or expense reimbursement</b>	<b>0.81%</b>	<b>0.71%</b>	<b>1.21%</b>	<b>1.06%</b>	<b>0.50%</b>	<b>0.56%</b>

<sup>1</sup> Transfer agency fees on Class R6 shares of the Fund have been capped so that transfer agency fees for that class do not exceed 0.03% until January 31, 2026. During its term, this fee agreement may not be terminated or amended without approval of the board of trustees except to add series and classes, to reflect the extension of termination dates or to lower the waiver and expense limitation (which would result in lower fees for shareholders).

## Example

This Example is intended to help you compare the cost of investing in the Fund with the cost of investing in other mutual funds. The Example assumes that you invest \$10,000 in the Fund for the time periods indicated and then redeem all of your shares at the end of the period. The Example also assumes that your investment has a 5% return each year and that the Fund's operating expenses remain the same. The Example reflects adjustments made to the Fund's operating expenses due to the fee waivers and/or expense reimbursements by management for the 1 Year numbers only. Although your actual costs may be higher or lower, based on these assumptions your costs would be:

	1 Year	3 Years	5 Years	10 Years
<b>Class A</b>	\$455	\$624	\$808	\$1,340
<b>Class A1</b>	\$445	\$594	\$756	\$1,226
<b>Class C</b>	\$223	\$384	\$665	\$1,354
<b>Class R</b>	\$108	\$337	\$584	\$1,293
<b>Class R6</b>	\$51	\$165	\$289	\$651
<b>Advisor Class</b>	\$57	\$179	\$312	\$701
If you do not sell your shares:				
<b>Class C</b>	\$123	\$384	\$665	\$1,354

## Portfolio Turnover

The Fund pays transaction costs, such as commissions, when it buys and sells securities (or "turns over" its portfolio). A higher portfolio turnover rate may indicate higher transaction costs and may result in higher taxes when Fund shares are held in a taxable account. These costs, which are not reflected in annual Fund operating

expenses or in the Example, affect the Fund's performance. During the most recent fiscal year, the Fund's portfolio turnover rate was 6.80% of the average value of its portfolio.

## Principal Investment Strategies

Under normal market conditions, the Fund invests at least 80% of its net assets in the securities of public utilities companies. These are companies that provide electricity, natural gas, water, and communications services to the public and companies that provide services to public utilities companies. The Fund concentrates (invests more than 25% of its total assets) in companies operating in the utilities industry. The Fund invests primarily in equity securities, which consist mainly of common stocks.

The Fund searches for the best return opportunities available in the global utilities arena with a specific focus on the U.S. electricity and gas sector. Generally, the Fund seeks to invest in companies producing a high percentage of earnings from their regulated operations.

## Principal Risks

You could lose money by investing in the Fund. Mutual fund shares are not deposits or obligations of, or guaranteed or endorsed by, any bank, and are not insured by the Federal Deposit Insurance Corporation, the Federal Reserve Board, or any other agency of the U.S. government.

**Utilities Industry:** Utility company equity securities, to the extent they are purchased for their dividend yield, historically have been sensitive to interest rate movements: when interest rates have risen, the stock prices of these companies have tended to fall. In some states, utility companies and their rates are regulated; other states have moved to deregulate such companies thereby causing non-regulated companies' returns to generally be more volatile and more sensitive to changes in revenue and earnings. Certain utilities companies face risks associated with the operation of nuclear facilities for electric generation, including, among other considerations, litigation, the problems associated with the use of radioactive materials and the effects of natural or man-made disasters. In general, all utility companies may face additional regulation and litigation regarding their power plant operations; increased costs from new or greater regulation of these operations; the need to purchase expensive emissions control equipment or new operations due to regulations; and the availability and cost of fuel, all of which may lower their earnings. The distribution side of the utilities industry also faces increased operational costs related to the natural aging of equipment and the related costs required to provide maintenance, upgrades or replacements to such equipment to insure safe and reliable utility operations.

**Market:** The market values of securities or other investments owned by the Fund will go up or down, sometimes rapidly or unpredictably. The market value of a security or other investment may be reduced by market activity or other results of supply and demand unrelated to the issuer. This is a basic risk associated with all investments. When there are more sellers than buyers, prices tend to fall. Likewise, when there are more buyers than sellers, prices tend to rise.

Stock prices tend to go up and down more dramatically than those of debt securities. A slower-growth or recessionary economic environment could have an adverse effect on the prices of the various stocks held by the Fund.

**Concentration:** To the extent the Fund concentrates in a specific industry, a group of industries, sector or type of investment, the Fund will carry much greater risks of adverse developments and price movements in such industries, sectors or investments than a fund that invests in a wider variety of industries, sectors or investments. There is also the risk that the Fund will perform poorly during a slump in demand for securities of companies in such industries or sectors.

**Management:** The Fund is subject to management risk because it is an actively managed investment portfolio. The Fund's investment manager applies investment techniques and risk analyses in making investment decisions for the Fund, but there can be no guarantee that these decisions will produce the desired results.

**Cybersecurity:** Cybersecurity incidents, both intentional and unintentional, may allow an unauthorized party to gain access to Fund assets, Fund or customer data (including private shareholder information), or proprietary information, cause the Fund, the investment manager, and/or their service providers (including, but not limited to, Fund accountants, custodians, sub-custodians, transfer agents and financial intermediaries) to suffer data breaches, data corruption or loss of operational functionality or prevent Fund investors from purchasing, redeeming or exchanging shares or receiving distributions. The investment manager has limited ability to prevent or mitigate cybersecurity incidents affecting third party service providers, and such third party service providers may have limited indemnification obligations to the Fund or the investment manager. Cybersecurity incidents may result in financial losses to the Fund and its shareholders, and substantial costs may be incurred in an effort to prevent or mitigate future cybersecurity incidents. Issuers of securities in which the Fund invests are also subject to cybersecurity risks, and the value of these securities could decline if the issuers experience cybersecurity incidents.

Because technology is frequently changing, new ways to carry out cyber attacks are always developing. Therefore, there is a chance that some risks have not been identified or prepared for, or that an attack may not be detected, which puts limitations on the Fund's ability to plan for or respond to a cyber attack. Like other funds and business enterprises, the Fund, the investment manager, and their

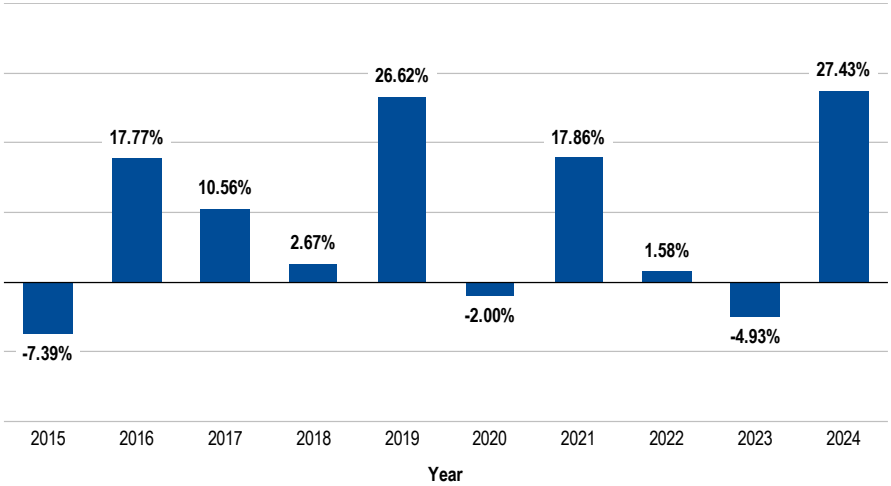
service providers are subject to the risk of cyber incidents occurring from time to time.

## Performance

The following bar chart and table provide some indication of the risks of investing in the Fund. The bar chart shows changes in the Fund's performance from year to year for Class A shares. The table shows how the Fund's average annual returns for 1 year, 5 years, 10 years or since inception, as applicable, compared with those of a broad measure of market performance and additional indexes with characteristics relevant to the Fund. The Fund's past performance (before and after taxes) is not necessarily an indication of how the Fund will perform in the future. You can obtain updated performance information at [www.franklintempleton.com](http://www.franklintempleton.com) or by calling (800) DIAL BEN/342-5236.

Sales charges are not reflected in the bar chart, and if those charges were included, returns would be less than those shown.

### Class A Annual Total Returns



Best Quarter:	2024, Q3	18.20%
Worst Quarter:	2020, Q1	-14.80%

## Average Annual Total Returns

(figures reflect sales charges)

For periods ended December 31, 2024

	1 Year	5 Years	10 Years
<b>Franklin Utilities Fund - Class A</b>			
Return before taxes	22.65%	6.47%	7.93%
Return after taxes on distributions	20.16%	4.83%	6.47%
Return after taxes on distributions and sale of Fund shares	15.11%	4.81%	6.06%
<b>Franklin Utilities Fund - Class A1</b>	22.82%	6.57%	8.00%
<b>Franklin Utilities Fund - Class C</b>	25.97%	6.87%	7.88%
<b>Franklin Utilities Fund - Class R</b>	27.09%	7.02%	8.03%
<b>Franklin Utilities Fund - Class R6</b>	27.82%	7.62%	8.66%
<b>Franklin Utilities Fund - Advisor Class</b>	27.80%	7.56%	8.58%
Russell 3000 <sup>®</sup> Index (index reflects no deduction for fees, expenses or taxes)	23.81%	13.86%	12.54%
S&P 500 Utilities Index (index reflects no deduction for fees, expenses or taxes)	23.43%	6.61%	8.43%
S&P 500 <sup>®</sup> Index (index reflects no deduction for fees, expenses or taxes)	25.02%	14.52%	13.10%

No one index is representative of the Fund's portfolio.

Historical performance for Class A shares in the bar chart and table above prior to their inception is based on the performance of Class A1 shares and has been adjusted to reflect differences in Rule 12b-1 fees between classes.

The figures in the average annual total returns table above reflect the Class A and Class A1 shares maximum front-end sales charge of 3.75%. Prior to March 1, 2019, Class A and Class A1 shares were subject to a maximum front-end sales charge of 4.25%. If the prior maximum front-end sales charge of 4.25% was reflected, performance for Class A and Class A1 shares in the average annual total returns table would be lower.

The after-tax returns presented in the table are calculated using the historical highest individual federal marginal income tax rates and do not reflect the impact of state and local taxes. Actual after-tax returns depend on an investor's tax situation and may differ from those shown. After-tax returns are not relevant to investors who hold their Fund shares through tax-advantaged arrangements, such as 401(k) plans or individual retirement accounts. After-tax returns are shown only for Class A and after-tax returns for other classes will vary.

Important data provider notices and terms are available at [www.franklintempletondatasources.com](http://www.franklintempletondatasources.com). All data is subject to change.

## Investment Manager

Franklin Advisers, Inc. (Advisers or investment manager)

## Portfolio Managers

### **John Kohli, CFA**

Senior Vice President of Advisers and portfolio manager of the Fund since 1998.

### **Blair Schmicker, CFA**

Vice President of Advisers and portfolio manager of the Fund since 2009.

## Purchase and Sale of Fund Shares

You may purchase or redeem shares of the Fund on any business day online through our website at [www.franklintempleton.com](http://www.franklintempleton.com), by mail (Franklin Templeton Investor Services, P.O. Box 33030, St. Petersburg, FL 33733), or by telephone at (800) 632-2301. For Class A, C and R, the minimum initial purchase for most accounts is \$1,000 (or \$25 under an automatic investment plan). Class R6 and Advisor Class are only available to certain qualified investors and the minimum initial investment will vary depending on the type of qualified investor, as described under "Your Account — Choosing a Share Class — Qualified Investors — Class R6" and "— Advisor Class" in the Fund's prospectus. There is no minimum investment for subsequent purchases.

## Taxes

The Fund's distributions are generally taxable to you as ordinary income, capital gains, or some combination of both, unless you are investing through a tax-advantaged arrangement, such as a 401(k) plan or an individual retirement account, in which case your distributions would generally be taxed when withdrawn from the tax-advantaged account.

## Payments to Broker-Dealers and Other Financial Intermediaries

If you purchase shares of the Fund through a broker-dealer or other financial intermediary (such as a bank), the Fund and its related companies may pay the intermediary for the sale of Fund shares and related services. These payments may create a conflict of interest by influencing the broker-dealer or other intermediary and your salesperson to recommend the Fund over another investment. Ask your financial advisor or visit your financial intermediary's website for more information.

# Franklin DynaTech Fund

## Investment Goal

The Fund's investment goal is capital appreciation.

## Principal Investment Policies and Practices

Under normal market conditions, the Fund seeks investments primarily in equity securities of companies that the investment manager believes are leaders in innovation, take advantage of new technologies, have superior management, and benefit from new industry conditions in the dynamically changing global economy. The Fund invests predominantly in common stock.

In pursuing these objectives, the investment manager may invest in companies in any economic sector or of any market capitalization and may invest in companies both inside and outside of the United States. An equity security represents a proportionate share, or the right to acquire a proportionate share, of the ownership of a company; its value is based on the success of the company's business and the value of its assets, as well as general market conditions. Common stocks and preferred stocks are examples of equity securities.

Although the investment manager searches for investments across a large number of sectors, it expects to have significant positions in particular sectors. These sectors may include, for example, technology (including software and internet) and health care (including biotechnology). Due to market appreciation, the Fund's investment in an industry sector or the securities of a single company may come to represent a significant portion of the Fund's portfolio. Nevertheless, the investment manager will maintain such a position so long as it believes that the company or industry continues to meet its investment guidelines.

## Portfolio Selection

The investment manager uses fundamental, "bottom-up" research to seek companies meeting its criteria of growth potential, quality and valuation. In seeking sustainable growth characteristics, the investment manager looks for companies it believes can produce sustainable earnings and cash flow growth, evaluating the long-term market opportunity and competitive structure of an industry to target leaders and emerging leaders. The investment manager defines quality companies as those with strong and improving competitive positions in attractive markets. The investment manager also believes important attributes of quality are experienced and talented management teams as well as financial strength reflected in the capital structure, gross and operating margins, free cash flow generation and returns on capital employed. The investment manager's valuation analysis includes a range of potential outcomes based on an assessment of multiple scenarios. In assessing value, the investment manager considers whether security prices fully

reflect the balance of the sustainable growth opportunities relative to business and financial risks.

Alongside traditional financial and economic analyses, the investment manager assesses the potential impacts of material environmental, social and governance (ESG) factors on a company, which the investment manager believes provide a measure of the company's sustainability. In analyzing ESG factors, the investment manager assesses whether a company's practices pose a material financial risk or opportunity. Consideration of ESG factors and risks is only one component of the investment manager's assessment of eligible investments and may not be a determinative factor in the investment manager's final decision on whether to invest in a security. In addition, the weight given to ESG factors may vary across types of investments, industries, regions and issuers and ESG factors and weights considered may change over time. In certain circumstances, there may be times when not every investment is assessed for ESG factors and, when they are, not every ESG factor may be identified or evaluated.

### Temporary Investments

When the investment manager believes market or economic conditions are unfavorable for investors, the investment manager may invest up to 100% of the Fund's assets in a temporary defensive manner by holding all or a substantial portion of its assets in cash, cash equivalents or other high quality short-term investments. Temporary defensive investments generally may include short-term U.S. government securities, high grade commercial paper, bank obligations, repurchase agreements, money market fund shares (including shares of an affiliated money market fund), and other money market instruments. The investment manager also may invest in these types of securities or hold cash while looking for suitable investment opportunities or to maintain liquidity. In these circumstances, the Fund may be unable to achieve its investment goal.

### Principal Risks

**Market:** The market values of securities or other investments owned by the Fund will go up or down, sometimes rapidly or unpredictably. The Fund's investments may decline in value due to factors affecting individual issuers (such as the results of supply and demand), or sectors within the securities markets. The value of a security or other investment also may go up or down due to general market conditions that are not specifically related to a particular issuer, such as real or perceived adverse economic conditions, changes in interest rates or exchange rates, or adverse investor sentiment generally. Furthermore, events involving limited liquidity, defaults, non-performance or other adverse developments that affect one industry, such as the financial services industry, or concerns or rumors about any events of these kinds, have in the past and may in the future lead to market-wide liquidity problems, may spread to other industries, and could



negatively affect the value and liquidity of the Fund's investments. In addition, unexpected events and their aftermaths, such as the spread of diseases; natural, environmental or man-made disasters; financial, political or social disruptions; terrorism and war; and other tragedies or catastrophes, can cause investor fear and panic, which can adversely affect the economies of many companies, sectors, nations, regions and the market in general, in ways that cannot necessarily be foreseen. During a general downturn in the securities markets, multiple asset classes may decline in value. When markets perform well, there can be no assurance that securities or other investments held by the Fund will participate in or otherwise benefit from the advance.

The long-term impact of the COVID-19 pandemic and its subsequent variants on economies, markets, industries and individual issuers is not known. The U.S. government and the Federal Reserve, as well as certain foreign governments and central banks, took extraordinary actions to support local and global economies and the financial markets in response to the COVID-19 pandemic. This and other government intervention into the economy and financial markets have resulted in a large expansion of government deficits and debt, the long-term consequences of which are not known.

Stock prices tend to go up and down more dramatically than those of debt securities. A slower-growth or recessionary economic environment could have an adverse effect on the prices of the various stocks held by the Fund.

**Management:** The Fund is actively managed and could experience losses (realized and unrealized) if the investment manager's judgment about markets, interest rates or the attractiveness, relative values, liquidity, or potential appreciation of particular investments made for the Fund's portfolio prove to be incorrect. The Fund could also experience losses if there are imperfections, errors or limitations in the models, tools, and data used by the investment manager or if the investment manager's techniques or investment decisions do not produce the desired results. Additionally, legislative, regulatory, or tax developments may affect the investment techniques available to the investment manager in connection with managing the Fund and may also adversely affect the ability of the Fund to achieve its investment goal.

**Growth Style Investing:** Growth stock prices reflect projections of future earnings or revenues, and can, therefore, fall dramatically if the company fails to meet those projections. Growth stocks may be more expensive relative to their current earnings or assets compared to value or other stocks, and if earnings growth expectations moderate, their valuations may return to more typical norms, causing their stock prices to fall. Prices of these companies' securities may be more volatile than other securities, particularly over the short term. In addition, investment styles can go in and out of favor, which could cause additional volatility in the prices of the Fund's portfolio holdings.

**Focus:** To the extent that the Fund focuses on particular countries, regions, industries, sectors or types of investments from time to time, the Fund may be subject to greater risks of adverse developments in such areas of focus than a fund that invests in a wider variety of countries, regions, industries, sectors or investments.

**Technology companies:** Companies in the technology sector have historically been volatile due to the rapid pace of product change and development within the sector. For example, their products and services may not prove commercially successful or may become obsolete quickly. In addition, delays in or cancellation of the release of anticipated products or services may also affect the price of a technology company's stock. Technology companies are subject to significant competitive pressures, such as new market entrants, aggressive pricing and tight profit margins. The activities of these companies may also be adversely affected by changes in government regulations, worldwide technological developments or investor perception of a company and/or its products or services. The stock prices of companies operating within this sector may be subject to abrupt or erratic movements.

**Healthcare companies:** The activities of healthcare companies may be funded or subsidized by federal and state governments. If government funding and subsidies are reduced or discontinued, the profitability of these companies could be adversely affected. Healthcare companies may also be affected by government policies on healthcare reimbursements, regulatory approval for new drugs and medical products, and similar matters. They are also subject to legislative risk, i.e., the risks associated with the reform of the healthcare system through legislation.

**Small and Mid Capitalization Companies:** While small and mid capitalization companies may offer substantial opportunities for capital growth, they also may involve more risks than larger companies. Historically, securities issued by small and mid capitalization companies have been more volatile in price than securities that are issued by larger companies, especially over the short term. Among the reasons for the greater price volatility are the less certain growth prospects of small and mid capitalization companies, the lower degree of liquidity in the markets for such securities, and the greater sensitivity of small and mid capitalization companies to changing economic conditions.

In addition, small and mid capitalization companies may lack depth of management, be unable to generate funds necessary for growth or development, have limited product lines or be developing or marketing new products or services for which markets are not yet established and may never become established. Small and mid capitalization companies may be particularly affected by interest rate increases, as they may find it more difficult to borrow money to continue or expand operations, or may have difficulty in repaying loans, particularly those with floating interest rates.

**Foreign Securities (non-U.S.):** Investing in foreign securities typically involves more risks than investing in U.S. securities, including risks related to currency exchange rates and policies, country or government specific issues, less favorable trading practices or regulation and greater price volatility. Certain of these risks also may apply to securities of U.S. companies with significant foreign operations.

**Currency exchange rates:** Foreign securities may be issued and traded in foreign currencies. As a result, their market values in U.S. dollars may be affected by changes in exchange rates between such foreign currencies and the U.S. dollar, as well as between currencies of countries other than the U.S. For example, if the value of the U.S. dollar goes up compared to a foreign currency, an investment traded in that foreign currency will go down in value because it will be worth fewer U.S. dollars. The Fund accrues additional expenses when engaging in currency exchange transactions, and valuation of the Fund's foreign securities may be subject to greater risk because both the currency (relative to the U.S. dollar) and the security must be considered.

**Political and economic developments:** The political, economic and social policies or structures of some foreign countries may be less stable and more volatile than those in the United States. Investments in these countries may be subject to greater risks of internal and external conflicts, expropriation, nationalization of assets, foreign exchange controls (such as suspension of the ability to transfer currency from a given country), restrictions on removal of assets, political or social instability, military action or unrest, diplomatic developments, currency devaluations, foreign ownership limitations, and substantial, punitive or confiscatory tax increases. It is possible that a government may take over the assets or operations of a company or impose restrictions on the exchange or export of currency or other assets. Some countries also may have different legal systems that may make it difficult or expensive for the Fund to vote proxies, exercise shareholder rights, and pursue legal remedies with respect to its foreign investments. Diplomatic and political developments could affect the economies, industries, and securities and currency markets of the countries in which the Fund is invested. These developments include rapid and adverse political changes; social instability; regional conflicts; sanctions imposed by the United States, other nations or other governmental entities, including supranational entities; terrorism; and war. In addition, such developments could contribute to the devaluation of a country's currency, a downgrade in the credit ratings of issuers in such country, or a decline in the value and liquidity of securities of issuers in that country. An imposition of sanctions upon, or other government actions impacting, certain issuers in a country could result in (i) an immediate freeze of that issuer's securities, impairing the ability of the Fund to buy, sell, receive or deliver those securities or (ii) other limitations on the Fund's ability to invest or hold such securities. These factors would affect the value of the Fund's investments and are

extremely difficult, if not impossible, to predict and take into account with respect to the Fund's investments.

**Trading practices:** Brokerage commissions, withholding taxes, custodial fees, and other fees generally are higher in foreign markets. The policies and procedures followed by foreign stock exchanges, currency markets, trading systems and brokers may differ from those applicable in the United States, with possibly negative consequences to the Fund. The procedures and rules governing foreign trading, settlement and custody (holding of the Fund's assets) also may result in losses or delays in payment, delivery or recovery of money or other property. Foreign government supervision and regulation of foreign securities and currency markets and trading systems may be less than or different from government supervision in the United States, and may increase the Fund's regulatory and compliance burden and/or decrease the Fund's investor rights and protections.

**Availability of information:** Foreign issuers may not be subject to the same disclosure, accounting, auditing and financial reporting standards and practices as U.S. issuers. Thus, there may be less information publicly available about foreign issuers than about most U.S. issuers. In addition, information provided by foreign issuers may be less timely or less reliable than information provided by U.S. issuers.

**Limited markets:** Certain foreign securities may be less liquid (harder to sell) and their prices may be more volatile than many U.S. securities. Illiquidity tends to be greater, and valuation of the Fund's foreign securities may be more difficult, due to the infrequent trading and/or delayed reporting of quotes and sales.

**Regional:** Adverse conditions in a certain region or country can adversely affect securities of issuers in other countries whose economies appear to be unrelated. To the extent that the Fund invests a significant portion of its assets in a specific geographic region or a particular country, the Fund will generally have more exposure to the risks affecting that specific geographic region or country. In the event of economic or political turmoil or a deterioration of diplomatic relations in a region or country where a substantial portion of the Fund's assets are invested, the Fund may experience substantial illiquidity or reduction in the value of the Fund's investments.

**Emerging market countries:** The Fund's investments in securities of issuers in emerging market countries are subject to all of the risks of foreign investing generally, and have additional heightened risks due to a lack of established legal, political, business and social frameworks to support securities markets. Some of the additional significant risks include:

- less social, political and economic stability;

- a higher possibility of the devaluation of a country's currency, a downgrade in the credit ratings of issuers in such country, or a decline in the value and liquidity of securities of issuers in that country if the United States, other nations or other governmental entities (including supranational entities) impose sanctions on issuers that limit or restrict foreign investment, the movement of assets or other economic activity in the country due to political, military or regional conflicts or due to terrorism or war;
- smaller securities markets with low or non-existent trading volume and greater illiquidity and price volatility;
- more restrictive national policies on foreign investment, including restrictions on investment in issuers or industries deemed sensitive to national interests;
- less transparent and established taxation policies;
- less developed regulatory or legal structures governing private and foreign investment or allowing for judicial redress for injury to private property, such as bankruptcy;
- less familiarity with a capital market structure or market-oriented economy and more widespread corruption and fraud;
- less financial sophistication, creditworthiness and/or resources possessed by, and less government regulation of, the financial institutions and issuers with which the Fund transacts;
- less government supervision and regulation of business and industry practices, stock exchanges, brokers and listed companies than in the U.S.;
- greater concentration in a few industries resulting in greater vulnerability to regional and global trade conditions;
- higher rates of inflation and more rapid and extreme fluctuations in inflation rates;
- greater sensitivity to interest rate changes (for example, a higher interest rate environment can make it more difficult for emerging market governments to service their existing debt);
- increased volatility in currency exchange rates and potential for currency devaluations and/or currency controls;
- greater debt burdens relative to the size of the economy;
- more delays in settling portfolio transactions and heightened risk of loss from share registration and custody practices; and

- less assurance that when favorable economic developments occur, they will not be slowed or reversed by unanticipated economic, political or social events in such countries.

Because of the above factors, the Fund's investments in emerging market countries may be subject to greater price volatility and illiquidity than investments in developed markets.

**ESG Considerations:** ESG considerations are one of a number of factors that the investment manager examines when considering investments for the Fund's portfolio. In light of this, the issuers in which the Fund invests may not be considered ESG-focused issuers and may have lower or adverse ESG assessments. Consideration of ESG factors may affect the Fund's exposure to certain issuers or industries and may not work as intended. In addition, ESG considerations assessed as part of the Fund's investment process may vary across types of eligible investments and issuers. In certain circumstances, there may be times when not every investment is assessed for ESG factors and, when they are, not every ESG factor may be identified or evaluated. The investment manager's assessment of an issuer's ESG factors is subjective and will likely differ from that of investors, third party service providers (e.g., ratings providers) and other funds. As a result, securities selected by the investment manager may not reflect the beliefs and values of any particular investor. The investment manager also may be dependent on the availability of timely, complete and accurate ESG data reported by issuers and/or third-party research providers, the timeliness, completeness and accuracy of which is out of the investment manager's control. ESG factors are often not uniformly measured or defined, which could impact the investment manager's ability to assess an issuer. While the investment manager views ESG considerations as having the potential to contribute to the Fund's long-term performance, there is no guarantee that such results will be achieved.

**Cybersecurity:** Cybersecurity incidents, both intentional and unintentional, may allow an unauthorized party to gain access to Fund assets, Fund or customer data (including private shareholder information), or proprietary information, cause the Fund, the investment manager, and/or their service providers (including, but not limited to, Fund accountants, custodians, sub-custodians, transfer agents and financial intermediaries) to suffer data breaches, data corruption or loss of operational functionality or prevent Fund investors from purchasing, redeeming or exchanging shares or receiving distributions. The investment manager has limited ability to prevent or mitigate cybersecurity incidents affecting third party service providers, and such third party service providers may have limited indemnification obligations to the Fund or the investment manager. Cybersecurity incidents may result in financial losses to the Fund and its shareholders, and substantial costs may be incurred in an effort to prevent or mitigate future cybersecurity incidents. Issuers of securities in which the Fund invests are also subject to cybersecurity

risks, and the value of these securities could decline if the issuers experience cybersecurity incidents.

Because technology is frequently changing, new ways to carry out cyber attacks are always developing. Therefore, there is a chance that some risks have not been identified or prepared for, or that an attack may not be detected, which puts limitations on the Fund's ability to plan for or respond to a cyber attack. Like other funds and business enterprises, the Fund, the investment manager, and their service providers are subject to the risk of cyber incidents occurring from time to time.

More detailed information about the Fund and its policies and risks can be found in the Fund's Statement of Additional Information (SAI).

A description of the Fund's policies and procedures regarding the release of portfolio holdings information is also available in the Fund's SAI. Portfolio holdings information can be viewed online at [www.franklintempleton.com](http://www.franklintempleton.com).

## Management

Franklin Advisers, Inc. (Advisers or investment manager), One Franklin Parkway, San Mateo, CA 94403-1906, is the Fund's investment manager. Advisers is a wholly-owned subsidiary of Franklin Resources, Inc. (Resources). Together, Advisers and its affiliates manage, as of December 31, 2024, approximately \$1.58 trillion in assets, and have been in the investment management business since 1947.

The Fund is managed by a team of dedicated professionals focused on investments in scientific, technological or fast-growing industries. The portfolio managers of the team are as follows:

### **Matthew J. Moberg, CPA Senior Vice President of Advisers**

Mr. Moberg has been the lead portfolio manager of the Fund since 2004. He has final authority over all aspects of the Fund's investment portfolio, including but not limited to, purchases and sales of individual securities, portfolio risk assessment, and the management of daily cash balances in accordance with anticipated investment management requirements. The degree to which he may perform these functions, and the nature of these functions, may change from time to time. He joined Franklin Templeton in 1998.

### **Rupert H. Johnson, Jr. Director of Advisers**

Mr. Johnson has been a portfolio manager of the Fund since its inception, providing research and advice on the purchases and sales of individual securities, and portfolio risk assessment. He joined Franklin Templeton in 1965.

The Fund's SAI provides additional information about portfolio manager compensation, other accounts that they manage and their ownership of Fund shares.

The Fund pays Advisers a fee for managing the Fund's assets.

Advisers has agreed to reduce its fees to reflect reduced services resulting from the Fund's investments in Franklin Templeton affiliated funds. In addition, transfer agency fees on Class R6 shares of the Fund have been capped so that transfer agency fees for that class do not exceed 0.03%. These arrangements are expected to continue until January 31, 2026. During the terms, the fee waiver and expense reimbursement agreements may not be terminated or amended without approval of the board of trustees except to add series or classes, to reflect the extension of termination dates or to lower the waiver and expense limitation.

For the fiscal year ended September 30, 2024, the Fund paid Advisers an effective management fee of 0.42% of the Fund's average net assets for investment management services.

A discussion regarding the basis for the board of trustees' approval of the Fund's investment management agreement is available in the Fund's report on Form N-CSR for the period ended September 30, 2024.

### **Manager of Managers Structure**

The investment manager and the Trust have received an exemptive order from the SEC that allows the Fund to operate in a "manager of managers" structure whereby the investment manager can appoint and replace both wholly-owned and unaffiliated sub-advisors, and enter into, amend and terminate sub-advisory agreements with such sub-advisors, each subject to board approval but without obtaining prior shareholder approval (Manager of Managers Structure). The Fund will, however, inform shareholders of the hiring of any new sub-advisor within 90 days after the hiring. The SEC exemptive order provides the Fund with greater flexibility and efficiency and alleviates the need for the Fund to incur the expense and delays associated with obtaining shareholder approval of such sub-advisory agreements.

The use of the Manager of Managers Structure with respect to the Fund is subject to certain conditions that are set forth in the SEC exemptive order. Under the Manager of Managers Structure, the investment manager has the ultimate responsibility, subject to oversight by the Fund's board of trustees, to oversee sub-advisors and recommend their hiring, termination and replacement. The investment manager will also, subject to the review and approval of the Fund's board of trustees: set the Fund's overall investment strategy; evaluate, select and recommend sub-advisors to manage all or a portion of the Fund's assets; and implement procedures reasonably designed to ensure that each sub-advisor complies with the Fund's investment goal, policies and restrictions. Subject to



review by the Fund's board of trustees, the investment manager will allocate and, when appropriate, reallocate the Fund's assets among sub-advisors and monitor and evaluate the sub-advisors' performance.

## Financial Highlights

The Financial Highlights present the Fund's financial performance for the past five years or since its inception. Certain information reflects financial results for a single Fund share. The total returns represent the rate that an investor would have earned or lost on an investment in the Fund assuming reinvestment of dividends and capital gains. This information has been audited by PricewaterhouseCoopers LLP, an independent registered public accounting firm, whose report, along with the Fund's financial statements, are available on the Fund's website and are included in the Form N-CSR filed with the SEC, which is available upon request.

## Franklin DynaTech Fund - Class A

	Year Ended September 30,				
	2024	2023	2022	2021	2020
Per share operating performance (for a share outstanding throughout the year)					
Net asset value, beginning of year	\$116.42	\$92.78	\$157.23	\$121.24	\$82.84
Income from investment operations <sup>a</sup> :					
Net investment (loss) <sup>b</sup>	(0.59)	(0.38)	(0.64)	(0.82)	(0.38)
Net realized and unrealized gains (losses)	50.04	24.02	(61.59)	36.81	39.44
Total from investment operations	49.45	23.64	(62.23)	35.99	39.06
Less distributions from:					
Net realized gains	—	—	(2.22)	—	(0.66)
<b>Net asset value, end of year</b>	<b>\$165.87</b>	<b>\$116.42</b>	<b>\$92.78</b>	<b>\$157.23</b>	<b>\$121.24</b>
Total return <sup>c</sup>	42.49%	25.47%	(40.15)%	29.68%	47.47%
Ratios to average net assets					
Expenses before waiver and payments by affiliates	0.79%	0.83%	0.82%	0.79%	0.85%
Expenses net of waiver and payments by affiliates	0.79% <sup>d</sup>	0.83% <sup>d,e</sup>	0.82% <sup>d,e</sup>	0.79% <sup>d,e</sup>	0.84% <sup>e</sup>
Net investment (loss)	(0.41)%	(0.35)%	(0.50)%	(0.56)%	(0.39)%
Supplemental data					
Net assets, end of year (000's)	\$11,920,330	\$8,669,145	\$7,214,315	\$12,129,483	\$8,378,574
Portfolio turnover rate	11.94%	15.29%	40.72%	18.77%	13.82%

a. The amount shown for a share outstanding throughout the period may not correlate with the Statement of Operations for the period due to the timing of sales and repurchases of the Fund's shares in relation to income earned and/or fluctuating fair value of the investments of the Fund.

b. Based on average daily shares outstanding.

c. Total return does not reflect sales commissions or contingent deferred sales charges, if applicable.

d. Benefit of waiver and payments by affiliates rounds to less than 0.01%.

e. Benefit of expense reduction rounds to less than 0.01%.

## Franklin DynaTech Fund - Class C

	Year Ended September 30,				
	2024	2023	2022	2021	2020
Per share operating performance (for a share outstanding throughout the year)					
Net asset value, beginning of year	\$93.09	\$74.75	\$128.06	\$99.49	\$68.60
Income from investment operations <sup>a</sup> :					
Net investment (loss) <sup>b</sup>	(1.34)	(0.95)	(1.29)	(1.55)	(0.91)
Net realized and unrealized gains (losses)	39.90	19.29	(49.80)	30.12	32.46
Total from investment operations	38.56	18.34	(51.09)	28.57	31.55
Less distributions from:					
Net realized gains	—	—	(2.22)	—	(0.66)
<b>Net asset value, end of year</b>	<b>\$131.65</b>	<b>\$93.09</b>	<b>\$74.75</b>	<b>\$128.06</b>	<b>\$99.49</b>
Total return <sup>c</sup>	41.41%	24.55%	(40.60)%	28.72%	46.37%
Ratios to average net assets					
Expenses before waiver and payments by affiliates	1.54%	1.58%	1.57%	1.54%	1.60%
Expenses net of waiver and payments by affiliates	1.54% <sup>d</sup>	1.58% <sup>d,e</sup>	1.57% <sup>d,e</sup>	1.54% <sup>d,e</sup>	1.59% <sup>e</sup>
Net investment (loss)	(1.16)%	(1.10)%	(1.26)%	(1.31)%	(1.14)%
Supplemental data					
Net assets, end of year (000's)	\$947,544	\$774,154	\$715,976	\$1,339,016	\$1,095,702
Portfolio turnover rate	11.94%	15.29%	40.72%	18.77%	13.82%

a. The amount shown for a share outstanding throughout the period may not correlate with the Statement of Operations for the period due to the timing of sales and repurchases of the Fund's shares in relation to income earned and/or fluctuating fair value of the investments of the Fund.

b. Based on average daily shares outstanding.

c. Total return does not reflect sales commissions or contingent deferred sales charges, if applicable.

d. Benefit of waiver and payments by affiliates rounds to less than 0.01%.

e. Benefit of expense reduction rounds to less than 0.01%.

## Franklin DynaTech Fund - Class R

	Year Ended September 30,				
	2024	2023	2022	2021	2020
Per share operating performance (for a share outstanding throughout the year)					
Net asset value, beginning of year	\$111.57	\$89.14	\$151.52	\$117.13	\$80.26
Income from investment operations <sup>a</sup> :					
Net investment (loss) <sup>b</sup>	(0.92)	(0.62)	(0.91)	(1.14)	(0.60)
Net realized and unrealized gains (losses)	47.92	23.05	(59.25)	35.53	38.13
Total from investment operations	47.00	22.43	(60.16)	34.39	37.53
Less distributions from:					
Net realized gains	—	—	(2.22)	—	(0.66)
<b>Net asset value, end of year</b>	<b>\$158.57</b>	<b>\$111.57</b>	<b>\$89.14</b>	<b>\$151.52</b>	<b>\$117.13</b>
Total return	42.12%	25.16%	(40.29)%	29.36%	47.09%
Ratios to average net assets					
Expenses before waiver and payments by affiliates	1.04%	1.08%	1.07%	1.04%	1.10%
Expenses net of waiver and payments by affiliates	1.04% <sup>c</sup>	1.08% <sup>c,d</sup>	1.07% <sup>c,d</sup>	1.04% <sup>c,d</sup>	1.09% <sup>d</sup>
Net investment (loss)	(0.66)%	(0.60)%	(0.75)%	(0.81)%	(0.63)%
Supplemental data					
Net assets, end of year (000's)	\$268,319	\$212,068	\$188,831	\$311,646	\$221,041
Portfolio turnover rate	11.94%	15.29%	40.72%	18.77%	13.82%

a. The amount shown for a share outstanding throughout the period may not correlate with the Statement of Operations for the period due to the timing of sales and repurchases of the Fund's shares in relation to income earned and/or fluctuating fair value of the investments of the Fund.

b. Based on average daily shares outstanding.

c. Benefit of waiver and payments by affiliates rounds to less than 0.01%.

d. Benefit of expense reduction rounds to less than 0.01%.

## Franklin DynaTech Fund - Class R6

	Year Ended September 30,				
	2024	2023	2022	2021	2020
Per share operating performance (for a share outstanding throughout the year)					
Net asset value, beginning of year	\$123.35	\$97.95	\$165.26	\$127.01	\$86.46
Income from investment operations <sup>a</sup> :					
Net investment income (loss) <sup>b</sup>	(0.11)	— <sup>c</sup>	(0.18)	(0.36)	(0.05)
Net realized and unrealized gains (losses)	53.11	25.40	(64.91)	38.61	41.26
Total from investment operations	53.00	25.40	(65.09)	38.25	41.21
Less distributions from:					
Net realized gains	—	—	(2.22)	—	(0.66)
<b>Net asset value, end of year</b>	<b>\$176.35</b>	<b>\$123.35</b>	<b>\$97.95</b>	<b>\$165.26</b>	<b>\$127.01</b>
Total return	42.97%	25.92%	(39.92)%	30.12%	47.97%
Ratios to average net assets					
Expenses before waiver and payments by affiliates	0.45%	0.48%	0.46%	0.46%	0.50%
Expenses net of waiver and payments by affiliates	0.45% <sup>d</sup>	0.47% <sup>e</sup>	0.45% <sup>e</sup>	0.46% <sup>d,e</sup>	0.50% <sup>d,e</sup>
Net investment income (loss)	(0.07)%	—% <sup>f</sup>	(0.13)%	(0.23)%	(0.05)%
Supplemental data					
Net assets, end of year (000's)	\$8,980,818	\$7,515,703	\$6,322,021	\$9,820,184	\$5,817,028
Portfolio turnover rate	11.94%	15.29%	40.72%	18.77%	13.82%

a. The amount shown for a share outstanding throughout the period may not correlate with the Statement of Operations for the period due to the timing of sales and repurchases of the Fund's shares in relation to income earned and/or fluctuating fair value of the investments of the Fund.

b. Based on average daily shares outstanding.

c. Amount rounds to less than \$0.01 per share.

d. Benefit of waiver and payments by affiliates rounds to less than 0.01%.

e. Benefit of expense reduction rounds to less than 0.01%.

f. Rounds to less than 0.01%.

## Franklin DynaTech Fund - Advisor Class

	Year Ended September 30,				
	2024	2023	2022	2021	2020
Per share operating performance (for a share outstanding throughout the year)					
Net asset value, beginning of year	\$121.56	\$96.64	\$163.27	\$125.58	\$85.58
Income from investment operations <sup>a</sup> :					
Net investment (loss) <sup>b</sup>	(0.24)	(0.11)	(0.34)	(0.48)	(0.15)
Net realized and unrealized gains (losses)	52.31	25.03	(64.07)	38.17	40.81
Total from investment operations	52.07	24.92	(64.41)	37.69	40.66
Less distributions from:					
Net realized gains	—	—	(2.22)	—	(0.66)
<b>Net asset value, end of year</b>	<b>\$173.63</b>	<b>\$121.56</b>	<b>\$96.64</b>	<b>\$163.27</b>	<b>\$125.58</b>
Total return	42.83%	25.79%	(39.99)%	30.01%	47.83%
Ratios to average net assets					
Expenses before waiver and payments by affiliates	0.54%	0.58%	0.57%	0.54%	0.60%
Expenses net of waiver and payments by affiliates	0.54% <sup>c</sup>	0.58% <sup>c,d</sup>	0.57% <sup>c,d</sup>	0.54% <sup>c,d</sup>	0.59% <sup>d</sup>
Net investment (loss)	(0.16)%	(0.10)%	(0.26)%	(0.32)%	(0.15)%
Supplemental data					
Net assets, end of year (000's)	\$3,280,611	\$2,499,474	\$2,280,138	\$4,352,531	\$2,884,489
Portfolio turnover rate	11.94%	15.29%	40.72%	18.77%	13.82%

a. The amount shown for a share outstanding throughout the period may not correlate with the Statement of Operations for the period due to the timing of sales and repurchases of the Fund's shares in relation to income earned and/or fluctuating fair value of the investments of the Fund.

b. Based on average daily shares outstanding.

c. Benefit of waiver and payments by affiliates rounds to less than 0.01%.

d. Benefit of expense reduction rounds to less than 0.01%.

## Franklin Growth Fund

### Investment Goal

The Fund's investment goal is capital appreciation.

### Principal Investment Policies and Practices

Under normal market conditions, the Fund invests substantially in the equity securities of companies that are leaders in their industries. In selecting securities, the investment manager considers many factors, including historical and potential growth in revenues and earnings, assessment of strength and quality of management, and determination of a company's strategic positioning in its industry.

Although the Fund normally invests substantially in the equity securities (principally common stocks) of U.S.-based large and medium market capitalization companies, it may invest in companies in new and emerging industries where growth is expected to be above average and may invest up to 25% of its assets in smaller companies. For this Fund, small-cap companies are companies with market capitalizations not exceeding the highest market capitalization in the Russell 2000® Index at the time of purchase. The Fund may invest up to 40% of its assets in foreign securities and up to 10% of its assets in non-U.S. dollar denominated securities.

An equity security represents a proportionate share, or right to acquire a proportionate share, of the ownership of a company; its value is based on the success of the company's business and the value of its assets, as well as general market conditions. Common stocks and preferred stocks are examples of equity securities. Convertible securities generally are debt securities or preferred stock that may be converted into common stock after certain time periods or under certain circumstances. The Fund may invest in convertible securities without regard to the ratings assigned by ratings services.

The Fund's investment manager is a research driven, fundamental investor, generally pursuing a "buy-and-hold" growth strategy. The Fund has historically had low portfolio turnover, and its portfolio turnover is expected to be significantly lower than that of comparable actively managed equity funds. Because the Fund uses a "buy-and-hold" investment strategy the Fund's portfolio securities may have a higher level of unrealized capital appreciation than if the Fund did not use these strategies. During periods of net redemptions of Fund shares or when market conditions warrant, the investment manager may sell these securities, generating a higher level of taxable gain for shareholders than would occur if the Fund had not used these strategies.



Although the investment manager searches for investments across a large number of sectors, it expects to have significant positions in particular sectors. These sectors may include, for example, technology, health care and industrials. Due to market appreciation, the Fund's investment in an industry sector or the securities of a single company may come to represent a significant portion of the Fund's portfolio. Nevertheless, the investment manager will maintain such a position so long as it believes that the company or industry continues to meet its investment guidelines.

From time to time, the Fund may have a significant cash position.

### **Portfolio Selection**

The investment manager uses fundamental, "bottom-up" research to seek companies meeting its criteria of growth potential, quality and valuation. In seeking sustainable growth characteristics, the investment manager looks for companies it believes can produce sustainable earnings and cash flow growth, evaluating the long-term market opportunity and competitive structure of an industry. The investment manager defines quality companies as those with strong and improving competitive positions in attractive markets. The investment manager also believes important attributes of quality are experienced and talented management teams as well as financial strength reflected in the capital structure, gross and operating margins, free cash flow generation and returns on capital employed. The investment manager's valuation analysis includes a range of potential outcomes based on an assessment of multiple scenarios. In assessing value, the investment manager considers whether security prices fully reflect the balance of the sustainable growth opportunities relative to business and financial risks.

Alongside traditional financial and economic analyses, the investment manager assesses the potential impacts of material environmental, social and governance (ESG) factors on a company, which the investment manager believes provide a measure of the company's sustainability. In analyzing ESG factors, the investment manager assesses whether a company's practices pose a material financial risk or opportunity. Consideration of ESG factors and risks is only one component of the investment manager's assessment of eligible investments and may not be a determinative factor in the investment manager's final decision on whether to invest in a security. In addition, the weight given to ESG factors may vary across types of investments, industries, regions and issuers and ESG factors and weights considered may change over time. In certain circumstances, there may be times when not every investment is assessed for ESG factors and, when they are, not every ESG factor may be identified or evaluated.

### **Temporary Investments**

When the investment manager believes market or economic conditions are unfavorable for investors, the investment manager may invest up to 100% of the

Fund's assets in a temporary defensive manner by holding all or a substantial portion of its assets in cash, cash equivalents or other high quality short-term investments. Temporary defensive investments generally may include short-term U.S. government securities, high grade commercial paper, bank obligations, repurchase agreements, money market fund shares (including shares of an affiliated money market fund), and other money market instruments. The investment manager also may invest in these types of securities or hold cash while looking for suitable investment opportunities or to maintain liquidity. In these circumstances, the Fund may be unable to achieve its investment goal.

## Principal Risks

**Market:** The market values of securities or other investments owned by the Fund will go up or down, sometimes rapidly or unpredictably. The Fund's investments may decline in value due to factors affecting individual issuers (such as the results of supply and demand), or sectors within the securities markets. The value of a security or other investment also may go up or down due to general market conditions that are not specifically related to a particular issuer, such as real or perceived adverse economic conditions, changes in interest rates or exchange rates, or adverse investor sentiment generally. Furthermore, events involving limited liquidity, defaults, non-performance or other adverse developments that affect one industry, such as the financial services industry, or concerns or rumors about any events of these kinds, have in the past and may in the future lead to market-wide liquidity problems, may spread to other industries, and could negatively affect the value and liquidity of the Fund's investments. In addition, unexpected events and their aftermaths, such as the spread of diseases; natural, environmental or man-made disasters; financial, political or social disruptions; terrorism and war; and other tragedies or catastrophes, can cause investor fear and panic, which can adversely affect the economies of many companies, sectors, nations, regions and the market in general, in ways that cannot necessarily be foreseen. During a general downturn in the securities markets, multiple asset classes may decline in value. When markets perform well, there can be no assurance that securities or other investments held by the Fund will participate in or otherwise benefit from the advance.

The long-term impact of the COVID-19 pandemic and its subsequent variants on economies, markets, industries and individual issuers is not known. The U.S. government and the Federal Reserve, as well as certain foreign governments and central banks, took extraordinary actions to support local and global economies and the financial markets in response to the COVID-19 pandemic. This and other government intervention into the economy and financial markets have resulted in a large expansion of government deficits and debt, the long-term consequences of which are not known.

Stock prices tend to go up and down more dramatically than those of debt securities. A slower-growth or recessionary economic environment could have an adverse effect on the prices of the various stocks held by the Fund.

**Focus:** To the extent that the Fund focuses on particular countries, regions, industries, sectors or types of investments from time to time, the Fund may be subject to greater risks of adverse developments in such areas of focus than a fund that invests in a wider variety of countries, regions, industries, sectors or investments.

**Technology companies:** Companies in the technology sector have historically been volatile due to the rapid pace of product change and development within the sector. For example, their products and services may not prove commercially successful or may become obsolete quickly. In addition, delays in or cancellation of the release of anticipated products or services may also affect the price of a technology company's stock. Technology companies are subject to significant competitive pressures, such as new market entrants, aggressive pricing and tight profit margins. The activities of these companies may also be adversely affected by changes in government regulations, worldwide technological developments or investor perception of a company and/or its products or services. The stock prices of companies operating within this sector may be subject to abrupt or erratic movements.

**Healthcare companies:** The activities of healthcare companies may be funded or subsidized by federal and state governments. If government funding and subsidies are reduced or discontinued, the profitability of these companies could be adversely affected. Healthcare companies may also be affected by government policies on healthcare reimbursements, regulatory approval for new drugs and medical products, and similar matters. They are also subject to legislative risk, i.e., the risks associated with the reform of the healthcare system through legislation.

**Industrials companies:** The stock prices of companies in the industrials sector are affected by supply and demand both for their specific product or service and for industrials sector products in general. Companies in the industrials sector may be adversely affected by changes in government regulation, world events and economic conditions. In addition, these companies are at risk for environmental damage and product liability claims. Companies in this sector could be adversely affected by commodity price volatility, changes in exchange rates, imposition of export or import controls, increased competition, depletion of resources, technological developments and labor relations.

**Growth Style Investing:** Growth stock prices reflect projections of future earnings or revenues, and can, therefore, fall dramatically if the company fails to meet those projections. Growth stocks may be more expensive relative to their current earnings or assets compared to value or other stocks, and if earnings growth

expectations moderate, their valuations may return to more typical norms, causing their stock prices to fall. Prices of these companies' securities may be more volatile than other securities, particularly over the short term. In addition, investment styles can go in and out of favor, which could cause additional volatility in the prices of the Fund's portfolio holdings.

**Foreign Securities (non-U.S.):** Investing in foreign securities typically involves more risks than investing in U.S. securities, including risks related to currency exchange rates and policies, country or government specific issues, less favorable trading practices or regulation and greater price volatility. Certain of these risks also may apply to securities of U.S. companies with significant foreign operations.

**Currency exchange rates:** Foreign securities may be issued and traded in foreign currencies. As a result, their market values in U.S. dollars may be affected by changes in exchange rates between such foreign currencies and the U.S. dollar, as well as between currencies of countries other than the U.S. For example, if the value of the U.S. dollar goes up compared to a foreign currency, an investment traded in that foreign currency will go down in value because it will be worth fewer U.S. dollars. The Fund accrues additional expenses when engaging in currency exchange transactions, and valuation of the Fund's foreign securities may be subject to greater risk because both the currency (relative to the U.S. dollar) and the security must be considered.

**Political and economic developments:** The political, economic and social policies or structures of some foreign countries may be less stable and more volatile than those in the United States. Investments in these countries may be subject to greater risks of internal and external conflicts, expropriation, nationalization of assets, foreign exchange controls (such as suspension of the ability to transfer currency from a given country), restrictions on removal of assets, political or social instability, military action or unrest, diplomatic developments, currency devaluations, foreign ownership limitations, and substantial, punitive or confiscatory tax increases. It is possible that a government may take over the assets or operations of a company or impose restrictions on the exchange or export of currency or other assets. Some countries also may have different legal systems that may make it difficult or expensive for the Fund to vote proxies, exercise shareholder rights, and pursue legal remedies with respect to its foreign investments. Diplomatic and political developments could affect the economies, industries, and securities and currency markets of the countries in which the Fund is invested. These developments include rapid and adverse political changes; social instability; regional conflicts; sanctions imposed by the United States, other nations or other governmental entities, including supranational entities; terrorism; and war. In addition, such developments could contribute to the devaluation of a country's currency, a downgrade in the credit ratings of issuers in such country, or a decline in the value and liquidity of securities of issuers in that country. An

imposition of sanctions upon, or other government actions impacting, certain issuers in a country could result in (i) an immediate freeze of that issuer's securities, impairing the ability of the Fund to buy, sell, receive or deliver those securities or (ii) other limitations on the Fund's ability to invest or hold such securities. These factors would affect the value of the Fund's investments and are extremely difficult, if not impossible, to predict and take into account with respect to the Fund's investments.

**Trading practices:** Brokerage commissions, withholding taxes, custodial fees, and other fees generally are higher in foreign markets. The policies and procedures followed by foreign stock exchanges, currency markets, trading systems and brokers may differ from those applicable in the United States, with possibly negative consequences to the Fund. The procedures and rules governing foreign trading, settlement and custody (holding of the Fund's assets) also may result in losses or delays in payment, delivery or recovery of money or other property. Foreign government supervision and regulation of foreign securities and currency markets and trading systems may be less than or different from government supervision in the United States, and may increase the Fund's regulatory and compliance burden and/or decrease the Fund's investor rights and protections.

**Availability of information:** Foreign issuers may not be subject to the same disclosure, accounting, auditing and financial reporting standards and practices as U.S. issuers. Thus, there may be less information publicly available about foreign issuers than about most U.S. issuers. In addition, information provided by foreign issuers may be less timely or less reliable than information provided by U.S. issuers.

**Limited markets:** Certain foreign securities may be less liquid (harder to sell) and their prices may be more volatile than many U.S. securities. Illiquidity tends to be greater, and valuation of the Fund's foreign securities may be more difficult, due to the infrequent trading and/or delayed reporting of quotes and sales.

**Regional:** Adverse conditions in a certain region or country can adversely affect securities of issuers in other countries whose economies appear to be unrelated. To the extent that the Fund invests a significant portion of its assets in a specific geographic region or a particular country, the Fund will generally have more exposure to the risks affecting that specific geographic region or country. In the event of economic or political turmoil or a deterioration of diplomatic relations in a region or country where a substantial portion of the Fund's assets are invested, the Fund may experience substantial illiquidity or reduction in the value of the Fund's investments.

**Small and Mid Capitalization Companies:** While small and mid capitalization companies may offer substantial opportunities for capital growth, they also may involve more risks than larger companies. Historically, securities issued by small

and mid capitalization companies have been more volatile in price than securities that are issued by larger companies, especially over the short term. Among the reasons for the greater price volatility are the less certain growth prospects of small and mid capitalization companies, the lower degree of liquidity in the markets for such securities, and the greater sensitivity of small and mid capitalization companies to changing economic conditions.

In addition, small and mid capitalization companies may lack depth of management, be unable to generate funds necessary for growth or development, have limited product lines or be developing or marketing new products or services for which markets are not yet established and may never become established. Small and mid capitalization companies may be particularly affected by interest rate increases, as they may find it more difficult to borrow money to continue or expand operations, or may have difficulty in repaying loans, particularly those with floating interest rates.

**Management:** The Fund is actively managed and could experience losses (realized and unrealized) if the investment manager's judgment about markets, interest rates or the attractiveness, relative values, liquidity, or potential appreciation of particular investments made for the Fund's portfolio prove to be incorrect. The Fund could also experience losses if there are imperfections, errors or limitations in the models, tools, and data used by the investment manager or if the investment manager's techniques or investment decisions do not produce the desired results. Additionally, legislative, regulatory, or tax developments may affect the investment techniques available to the investment manager in connection with managing the Fund and may also adversely affect the ability of the Fund to achieve its investment goal.

**ESG Considerations:** ESG considerations are one of a number of factors that the investment manager examines when considering investments for the Fund's portfolio. In light of this, the issuers in which the Fund invests may not be considered ESG-focused issuers and may have lower or adverse ESG assessments. Consideration of ESG factors may affect the Fund's exposure to certain issuers or industries and may not work as intended. In addition, ESG considerations assessed as part of the Fund's investment process may vary across types of eligible investments and issuers. In certain circumstances, there may be times when not every investment is assessed for ESG factors and, when they are, not every ESG factor may be identified or evaluated. The investment manager's assessment of an issuer's ESG factors is subjective and will likely differ from that of investors, third party service providers (e.g., ratings providers) and other funds. As a result, securities selected by the investment manager may not reflect the beliefs and values of any particular investor. The investment manager also may be dependent on the availability of timely, complete and accurate ESG data reported by issuers and/or third-party research providers, the timeliness, completeness and

accuracy of which is out of the investment manager's control. ESG factors are often not uniformly measured or defined, which could impact the investment manager's ability to assess an issuer. While the investment manager views ESG considerations as having the potential to contribute to the Fund's long-term performance, there is no guarantee that such results will be achieved.

**Cybersecurity:** Cybersecurity incidents, both intentional and unintentional, may allow an unauthorized party to gain access to Fund assets, Fund or customer data (including private shareholder information), or proprietary information, cause the Fund, the investment manager, and/or their service providers (including, but not limited to, Fund accountants, custodians, sub-custodians, transfer agents and financial intermediaries) to suffer data breaches, data corruption or loss of operational functionality or prevent Fund investors from purchasing, redeeming or exchanging shares or receiving distributions. The investment manager has limited ability to prevent or mitigate cybersecurity incidents affecting third party service providers, and such third party service providers may have limited indemnification obligations to the Fund or the investment manager. Cybersecurity incidents may result in financial losses to the Fund and its shareholders, and substantial costs may be incurred in an effort to prevent or mitigate future cybersecurity incidents. Issuers of securities in which the Fund invests are also subject to cybersecurity risks, and the value of these securities could decline if the issuers experience cybersecurity incidents.

Because technology is frequently changing, new ways to carry out cyber attacks are always developing. Therefore, there is a chance that some risks have not been identified or prepared for, or that an attack may not be detected, which puts limitations on the Fund's ability to plan for or respond to a cyber attack. Like other funds and business enterprises, the Fund, the investment manager, and their service providers are subject to the risk of cyber incidents occurring from time to time.

More detailed information about the Fund and its policies and risks can be found in the Fund's Statement of Additional Information (SAI).

A description of the Fund's policies and procedures regarding the release of portfolio holdings information is also available in the Fund's SAI. Portfolio holdings information can be viewed online at [www.franklintempleton.com](http://www.franklintempleton.com).

## Management

Franklin Advisers, Inc. (Advisers or investment manager), One Franklin Parkway, San Mateo, CA 94403-1906, is the Fund's investment manager. Advisers is a wholly-owned subsidiary of Franklin Resources, Inc. (Resources). Together, Advisers and its affiliates manage, as of December 31, 2024, approximately \$1.58

trillion in assets, and have been in the investment management business since 1947.

The Fund is managed by a team of dedicated professionals focused on investments in securities of companies that are leaders in their industry. The portfolio managers of the team are as follows:

**Serena Perin Vinton, CFA Senior Vice President of Advisers**

Ms. Vinton has been a portfolio manager of the Fund since 2008. She has primary responsibility for the investments of the Fund. She has final authority over all aspects of the Fund's investment portfolio, including but not limited to, purchases and sales of individual securities, portfolio risk assessment, and the management of daily cash balances in accordance with anticipated investment management requirements. The degree to which she may perform these functions, and the nature of these functions, may change from time to time. She joined Franklin Templeton in 1991.

**Robert Rendler, CFA Portfolio Manager and Research Analyst of Advisers**

Mr. Rendler has been a portfolio manager of the Fund since 2016, providing research and advice on the purchases and sales of individual securities, and portfolio risk assessment. He joined Franklin Templeton in 2005.

**Joyce Lin, CFA Portfolio Manager and Research Analyst of Advisers**

Ms. Lin has been a portfolio manager of the Fund since 2021, providing research and advice on the purchases and sales of individual securities, and portfolio risk assessment. She joined Franklin Templeton in 2014.

CFA® and Chartered Financial Analyst® are trademarks owned by CFA Institute.

The Fund's SAI provides additional information about portfolio manager compensation, other accounts that they manage and their ownership of Fund shares.

The Fund pays Advisers a fee for managing the Fund's assets.

Advisers has agreed to reduce its fees to reflect reduced services resulting from the Fund's investments in Franklin Templeton affiliated funds. In addition, transfer agency fees on Class R6 shares of the Fund have been capped so that transfer agency fees for that class do not exceed 0.03%. These arrangements are expected to continue until January 31, 2026. During the terms, the fee waiver and expense reimbursement agreements may not be terminated or amended without approval of the board of trustees except to add series or classes, to reflect the extension of termination dates or to lower the waiver and expense limitation.

For the fiscal year ended September 30, 2024, the Fund paid Advisers an effective management fee of 0.43% of the Fund's average net assets for investment management services.



A discussion regarding the basis for the board of trustees' approval of the Fund's investment management agreement is available in the Fund's report on Form N-CSR for the period ended September 30, 2024.

### **Manager of Managers Structure**

The investment manager and the Trust have received an exemptive order from the SEC that allows the Fund to operate in a "manager of managers" structure whereby the investment manager can appoint and replace both wholly-owned and unaffiliated sub-advisors, and enter into, amend and terminate sub-advisory agreements with such sub-advisors, each subject to board approval but without obtaining prior shareholder approval (Manager of Managers Structure). The Fund will, however, inform shareholders of the hiring of any new sub-advisor within 90 days after the hiring. The SEC exemptive order provides the Fund with greater flexibility and efficiency and alleviates the need for the Fund to incur the expense and delays associated with obtaining shareholder approval of such sub-advisory agreements.

The use of the Manager of Managers Structure with respect to the Fund is subject to certain conditions that are set forth in the SEC exemptive order. Under the Manager of Managers Structure, the investment manager has the ultimate responsibility, subject to oversight by the Fund's board of trustees, to oversee sub-advisors and recommend their hiring, termination and replacement. The investment manager will also, subject to the review and approval of the Fund's board of trustees: set the Fund's overall investment strategy; evaluate, select and recommend sub-advisors to manage all or a portion of the Fund's assets; and implement procedures reasonably designed to ensure that each sub-advisor complies with the Fund's investment goal, policies and restrictions. Subject to review by the Fund's board of trustees, the investment manager will allocate and, when appropriate, reallocate the Fund's assets among sub-advisors and monitor and evaluate the sub-advisors' performance.

## Financial Highlights

The Financial Highlights present the Fund's financial performance for the past five years or since its inception. Certain information reflects financial results for a single Fund share. The total returns represent the rate that an investor would have earned or lost on an investment in the Fund assuming reinvestment of dividends and capital gains. This information has been audited by PricewaterhouseCoopers LLP, an independent registered public accounting firm, whose report, along with the Fund's financial statements, are available on the Fund's website and are included in the Form N-CSR filed with the SEC, which is available upon request.

## Franklin Growth Fund - Class A

	Year Ended September 30,				
	2024	2023	2022	2021	2020
Per share operating performance (for a share outstanding throughout the year)					
Net asset value, beginning of year	\$115.08	\$105.41	\$151.73	\$129.91	\$110.04
Income from investment operations <sup>a</sup> :					
Net investment income (loss) <sup>b</sup>	0.09	0.19	0.01	(0.06)	0.33
Net realized and unrealized gains (losses)	38.24	20.19	(32.51)	32.67	25.99
Total from investment operations	38.33	20.38	(32.50)	32.61	26.32
Less distributions from:					
Net investment income	(0.22)	—	—	(0.18)	(0.46)
Net realized gains	(7.45)	(10.71)	(13.82)	(10.61)	(5.99)
Total distributions	(7.67)	(10.71)	(13.82)	(10.79)	(6.45)
<b>Net asset value, end of year</b>	<b>\$145.74</b>	<b>\$115.08</b>	<b>\$105.41</b>	<b>\$151.73</b>	<b>\$129.91</b>
Total return <sup>c</sup>	34.70%	20.43%	(23.83)%	26.44%	25.09%
Ratios to average net assets					
Expenses before waiver and payments by affiliates	0.79%	0.80%	0.80%	0.79%	0.82%
Expenses net of waiver and payments by affiliates	0.79% <sup>d</sup>	0.80% <sup>d,e</sup>	0.80% <sup>d,e</sup>	0.79% <sup>d,e</sup>	0.81% <sup>e</sup>
Net investment income (loss)	0.07%	0.17%	0.01%	(0.04)%	0.29%
Supplemental data					
Net assets, end of year (000's)	\$12,619,339	\$10,072,509	\$9,118,403	\$12,927,577	\$10,990,297
Portfolio turnover rate	7.35%	2.86%	4.95% <sup>f</sup>	6.04% <sup>f</sup>	9.01%

a. The amount shown for a share outstanding throughout the period may not correlate with the Statement of Operations for the period due to the timing of sales and repurchases of the Fund's shares in relation to income earned and/or fluctuating fair value of the investments of the Fund.

b. Based on average daily shares outstanding.

c. Total return does not reflect sales commissions or contingent deferred sales charges, if applicable.

d. Benefit of waiver and payments by affiliates rounds to less than 0.01%.

e. Benefit of expense reduction rounds to less than 0.01%.

f. Excludes the value of portfolio activity as a result of in-kind transactions.

## Franklin Growth Fund - Class C

	Year Ended September 30,				
	2024	2023	2022	2021	2020
Per share operating performance (for a share outstanding throughout the year)					
Net asset value, beginning of year	\$98.08	\$91.92	\$134.93	\$117.27	\$100.21
Income from investment operations <sup>a</sup> :					
Net investment (loss) <sup>b</sup>	(0.76)	(0.57)	(0.87)	(1.01)	(0.47)
Net realized and unrealized gains (losses)	32.30	17.44	(28.32)	29.28	23.52
Total from investment operations	31.54	16.87	(29.19)	28.27	23.05
Less distributions from:					
Net realized gains	(7.45)	(10.71)	(13.82)	(10.61)	(5.99)
<b>Net asset value, end of year</b>	<b>\$122.17</b>	<b>\$98.08</b>	<b>\$91.92</b>	<b>\$134.93</b>	<b>\$117.27</b>
Total return <sup>c</sup>	33.69%	19.53%	(24.40)%	25.51%	24.16%
Ratios to average net assets					
Expenses before waiver and payments by affiliates	1.54%	1.55%	1.55%	1.54%	1.57%
Expenses net of waiver and payments by affiliates	1.54% <sup>d</sup>	1.55% <sup>d,e</sup>	1.55% <sup>d,e</sup>	1.54% <sup>d,e</sup>	1.56% <sup>e</sup>
Net investment (loss)	(0.68)%	(0.59)%	(0.75)%	(0.79)%	(0.46)%
Supplemental data					
Net assets, end of year (000's)	\$355,424	\$333,956	\$407,722	\$666,348	\$727,093
Portfolio turnover rate	7.35%	2.86%	4.95% <sup>f</sup>	6.04% <sup>f</sup>	9.01%

a. The amount shown for a share outstanding throughout the period may not correlate with the Statement of Operations for the period due to the timing of sales and repurchases of the Fund's shares in relation to income earned and/or fluctuating fair value of the investments of the Fund.

b. Based on average daily shares outstanding.

c. Total return does not reflect sales commissions or contingent deferred sales charges, if applicable.

d. Benefit of waiver and payments by affiliates rounds to less than 0.01%.

e. Benefit of expense reduction rounds to less than 0.01%.

f. Excludes the value of portfolio activity as a result of in-kind transactions.

## Franklin Growth Fund - Class R

	Year Ended September 30,				
	2024	2023	2022	2021	2020
Per share operating performance (for a share outstanding throughout the year)					
Net asset value, beginning of year	\$113.60	\$104.43	\$150.77	\$129.28	\$109.49
Income from investment operations <sup>a</sup> :					
Net investment income (loss) <sup>b</sup>	(0.24)	(0.10)	(0.32)	(0.41)	0.05
Net realized and unrealized gains (losses)	37.75	19.98	(32.20)	32.51	25.86
Total from investment operations	37.51	19.88	(32.52)	32.10	25.91
Less distributions from:					
Net investment income	—	—	—	—	(0.13)
Net realized gains	(7.45)	(10.71)	(13.82)	(10.61)	(5.99)
Total distributions	(7.45)	(10.71)	(13.82)	(10.61)	(6.12)
<b>Net asset value, end of year</b>	<b>\$143.66</b>	<b>\$113.60</b>	<b>\$104.43</b>	<b>\$150.77</b>	<b>\$129.28</b>
Total return	34.36%	20.13%	(24.01)%	26.13%	24.78%
Ratios to average net assets					
Expenses before waiver and payments by affiliates	1.04%	1.05%	1.05%	1.04%	1.07%
Expenses net of waiver and payments by affiliates	1.04% <sup>c</sup>	1.05% <sup>c,d</sup>	1.05% <sup>c,d</sup>	1.04% <sup>c,d</sup>	1.06% <sup>d</sup>
Net investment income (loss)	(0.18)%	(0.09)%	(0.25)%	(0.29)%	0.04%
Supplemental data					
Net assets, end of year (000's)	\$305,786	\$256,889	\$249,874	\$395,301	\$420,082
Portfolio turnover rate	7.35%	2.86%	4.95% <sup>e</sup>	6.04% <sup>e</sup>	9.01%

a. The amount shown for a share outstanding throughout the period may not correlate with the Statement of Operations for the period due to the timing of sales and repurchases of the Fund's shares in relation to income earned and/or fluctuating fair value of the investments of the Fund.

b. Based on average daily shares outstanding.

c. Benefit of waiver and payments by affiliates rounds to less than 0.01%.

d. Benefit of expense reduction rounds to less than 0.01%.

e. Excludes the value of portfolio activity as a result of in-kind transactions.

## Franklin Growth Fund - Class R6

	Year Ended September 30,				
	2024	2023	2022	2021	2020
Per share operating performance (for a share outstanding throughout the year)					
Net asset value, beginning of year	\$116.16	\$106.22	\$152.40	\$130.31	\$110.37
Income from investment operations <sup>a</sup> :					
Net investment income <sup>b</sup>	0.52	0.56	0.46	0.41	0.71
Net realized and unrealized gains (losses)	38.60	20.34	(32.72)	32.76	26.06
Total from investment operations	39.12	20.90	(32.26)	33.17	26.77
Less distributions from:					
Net investment income	(0.61)	(0.25)	(0.10)	(0.47)	(0.84)
Net realized gains	(7.45)	(10.71)	(13.82)	(10.61)	(5.99)
Total distributions	(8.06)	(10.96)	(13.92)	(11.08)	(6.83)
<b>Net asset value, end of year</b>	<b>\$147.22</b>	<b>\$116.16</b>	<b>\$106.22</b>	<b>\$152.40</b>	<b>\$130.31</b>
Total return	35.14%	20.83%	(23.57)%	26.86%	25.51%
Ratios to average net assets					
Expenses <sup>c</sup>	0.46%	0.47% <sup>d</sup>	0.46% <sup>d</sup>	0.47% <sup>d</sup>	0.48% <sup>d</sup>
Net investment income	0.39%	0.49%	0.34%	0.29%	0.63%
Supplemental data					
Net assets, end of year (000's)	\$2,735,878	\$2,114,155	\$2,000,923	\$3,113,946	\$2,999,370
Portfolio turnover rate	7.35%	2.86%	4.95% <sup>e</sup>	6.04% <sup>e</sup>	9.01%

a. The amount shown for a share outstanding throughout the period may not correlate with the Statement of Operations for the period due to the timing of sales and repurchases of the Fund's shares in relation to income earned and/or fluctuating fair value of the investments of the Fund.

b. Based on average daily shares outstanding.

c. Benefit of waiver and payments by affiliates rounds to less than 0.01%.

d. Benefit of expense reduction rounds to less than 0.01%.

e. Excludes the value of portfolio activity as a result of in-kind transactions.

## Franklin Growth Fund - Advisor Class

	Year Ended September 30,				
	2024	2023	2022	2021	2020
Per share operating performance (for a share outstanding throughout the year)					
Net asset value, beginning of year	\$116.21	\$106.25	\$152.47	\$130.38	\$110.41
Income from investment operations <sup>a</sup> :					
Net investment income <sup>b</sup>	0.42	0.47	0.34	0.30	0.62
Net realized and unrealized gains (losses)	38.62	20.36	(32.74)	32.79	26.07
Total from investment operations	39.04	20.83	(32.40)	33.09	26.69
Less distributions from:					
Net investment income	(0.52)	(0.16)	—	(0.39)	(0.73)
Net realized gains	(7.45)	(10.71)	(13.82)	(10.61)	(5.99)
Total distributions	(7.97)	(10.87)	(13.82)	(11.00)	(6.72)
<b>Net asset value, end of year</b>	<b>\$147.28</b>	<b>\$116.21</b>	<b>\$106.25</b>	<b>\$152.47</b>	<b>\$130.38</b>
Total return	35.04%	20.73%	(23.64)%	26.76%	25.41%
Ratios to average net assets					
Expenses before waiver and payments by affiliates	0.54%	0.55%	0.55%	0.54%	0.57%
Expenses net of waiver and payments by affiliates	0.54% <sup>c</sup>	0.55% <sup>c,d</sup>	0.55% <sup>c,d</sup>	0.54% <sup>c,d</sup>	0.56% <sup>d</sup>
Net investment income	0.32%	0.42%	0.25%	0.21%	0.54%
Supplemental data					
Net assets, end of year (000's)	\$3,353,961	\$2,860,970	\$2,652,765	\$4,229,679	\$3,549,412
Portfolio turnover rate	7.35%	2.86%	4.95% <sup>e</sup>	6.04% <sup>e</sup>	9.01%

a. The amount shown for a share outstanding throughout the period may not correlate with the Statement of Operations for the period due to the timing of sales and repurchases of the Fund's shares in relation to income earned and/or fluctuating fair value of the investments of the Fund.

b. Based on average daily shares outstanding.

c. Benefit of waiver and payments by affiliates rounds to less than 0.01%.

d. Benefit of expense reduction rounds to less than 0.01%.

e. Excludes the value of portfolio activity as a result of in-kind transactions.

## Franklin Income Fund

### Investment Goal

The Fund's investment goal is to maximize income while maintaining prospects for capital appreciation.

### Principal Investment Policies and Practices

Under normal market conditions, the Fund invests in a diversified portfolio of debt and equity securities. The Fund may shift its investments from one asset class to another based on the investment manager's analysis of the best opportunities for the Fund's portfolio in a given market.

The equity securities in which the Fund invests consist of common stock, including those with dividend yields the investment manager believes are attractive, convertibles and equity-linked notes. The Fund maintains the flexibility, based on economic conditions, to invest in equity securities of companies from a variety of industries but from time to time, based on economic conditions, the Fund may have significant investments in certain sectors, particularly healthcare, financials, information technology, energy and industrials.

An equity security represents a proportionate share, or right to acquire a proportionate share, of the ownership of a company; its value is based on the success or failure of the company's business, any income paid to stockholders, the value of its assets and general market conditions. Common stocks and preferred stocks, and securities convertible into common stocks, are examples of equity securities. Convertible securities generally are debt securities or preferred stock that may be converted into common stock after certain time periods or under certain circumstances. The Fund may invest in convertible securities without regard to the ratings assigned by the rating agencies.

Debt securities obligate the issuer to repay a loan of money at a future date and generally provide for the payment of interest on the amount borrowed to the bond or note holders. Debt securities include all varieties of fixed, floating and variable rate instruments including secured and unsecured bonds, bonds convertible into common stock, senior floating rate and term loans, mortgage-backed securities and other asset-backed securities, debentures, zero coupon bonds, notes, and short-term debt instruments. Bond investments may include U.S. and foreign corporate debt, U.S. Treasuries and foreign government bonds. Debt securities tend to increase in value when interest rates decline and decrease in value when interest rates rise. Generally, lower-rated securities pay higher yields than more highly rated securities to compensate investors for the greater risk of default or of price fluctuations due to changes in the issuer's creditworthiness.



Under normal market conditions, the Fund currently expects to invest between 20% to 30% of total assets in debt securities that are rated below investment grade (also known as "high yield" or "junk" bonds) but may invest up to 35% of its assets in such securities, including a portion in defaulted securities, although the Fund will not invest more than 5% of its assets in securities that are defaulted at the time of purchase. Securities rated in the top four ratings categories by at least one independent rating agency such as Standard & Poor's (S&P®) and Moody's Investors Service (Moody's) are considered investment grade. Securities rated Ba or lower by Moody's or BB or lower by S&P, or that are unrated but determined to be of comparable quality, are considered to be below investment grade. If, subsequent to its purchase a security is downgraded in rating or goes into default, the Fund will consider such events in its evaluation of the overall investment merits of that security but will not necessarily dispose of the security immediately.

The Fund may invest up to 25% of its assets in foreign securities, either directly or through depositary receipts, which are certificates typically issued by a bank or trust company that give their holders the right to receive securities issued by a foreign or a domestic company.

The Fund regularly uses a variety of equity-related derivatives and complex equity securities, which may include purchasing or selling call and put options on equity securities and equity security indices, futures on equity securities and equity indexes, options on equity index futures, and equity-linked notes, for various purposes including enhancing Fund returns, increasing liquidity, gaining exposure to particular instruments in more efficient or less expensive ways and/or hedging risks relating to changes in certain equity markets. In addition, the Fund may, from time to time, use interest rate-related derivatives, including interest rate swaps and interest rate and/or bond futures contracts (including U.S. Treasury futures contracts) for various purposes including enhancing Fund returns, increasing liquidity, gaining exposure to particular instruments in more efficient or less expensive ways and/or hedging risks relating to changes in interest rates. The Fund also may use currency-related derivatives, such as forward foreign currency exchange contracts, currency futures contracts, currency swaps and currency options to hedge (protect) against currency risks, and credit-related derivatives, such as credit default swaps and options on credit default swaps, to hedge (protect) against credit risks. The use of such derivative transactions may allow the Fund to obtain net long or net short exposures to selected markets, interest rates, countries or durations. The investment manager considers various factors, such as availability and cost, in deciding whether, when and to what extent to enter into derivative transactions.

A currency forward contract is an obligation to purchase or sell a specific foreign currency at an agreed exchange rate (price) at a future date, which is typically individually negotiated and privately traded by currency traders and their customers

in the interbank market. A futures contract is a standard binding agreement to buy or sell a specified quantity of an underlying instrument or asset, such as a specific currency, at a specified price at a specified later date that trade on an exchange.

Swap agreements, such as interest rate, currency and credit default swaps, are contracts between the Fund and another party (the swap counterparty) involving the exchange of payments on specified terms over periods ranging from a few days to multiple years. A swap agreement may be negotiated bilaterally and traded over-the-counter (OTC) between two parties (for an uncleared swap) or, in some instances, must be transacted through a futures commission merchant (FCM) and cleared through a clearinghouse that serves as a central counterparty (for a cleared swap). In a basic swap transaction, the Fund agrees with the swap counterparty to exchange the returns (or differentials in rates of return) and/or cash flows earned or realized on a particular “notional amount” of underlying instruments. The notional amount is the set amount selected by the parties as the basis on which to calculate the obligations that they have agreed to exchange. The parties typically do not actually exchange the notional amount. Instead, they agree to exchange the returns that would be earned or realized if the notional amount were invested in given instruments or at given interest rates.

For credit default swaps, the “buyer” of the credit default swap agreement is obligated to pay the “seller” a periodic stream of payments over the term of the agreement in return for a payment by the seller that is contingent upon the occurrence of a credit event with respect to an underlying reference debt obligation. The buyer of the credit default swap is purchasing the obligation of its counterparty to offset losses the buyer could experience if there was such a credit event. Generally, a credit event means bankruptcy, failure to timely pay interest or principal, obligation acceleration or default, or repudiation or restructuring of the reference debt obligation. The contingent payment by the seller generally is either the face amount of the reference debt obligation in exchange for the physical delivery of the reference debt obligation or a cash payment equal to the decrease in market value of the reference debt obligation following the occurrence of the credit event.

An interest rate swap is an agreement between two parties to exchange interest rate payment obligations. Typically, one rate is based on an interest rate fixed to maturity while the other is based on an interest rate that changes in accordance with changes in a designated benchmark (for example, LIBOR, prime, commercial paper, or other benchmarks).

A currency swap is generally a contract between two parties to exchange one currency for another currency at the start of the contract and then exchange periodic floating or fixed rates during the term of the contract based upon the relative value differential between the two currencies. Unlike other types of swaps, currency swaps typically involve the delivery of the entire principal (notional)

amounts of the two currencies at the time the swap is entered into. At the end of the swap contract, the parties receive back the principal amounts of the two currencies.

A call option gives the purchaser of the option, upon payment of a premium, the right to buy, and the seller the obligation to sell, the underlying instrument at the exercise price. Conversely, a put option gives the purchaser of the option, upon payment of a premium, the right to sell, and the seller of the option the obligation to buy, the underlying instrument at the exercise price. For example, when the investment manager expects the price of a stock held by the Fund to decline in value, the Fund may also purchase put options that are expected to increase in value as the market price of the stock declines to hedge against such anticipated decline in value.

Equity-linked notes (ELNs) are hybrid derivative-type instruments that are specially designed to combine the characteristics of one or more reference securities (usually a single stock, a stock index or a basket of stocks (underlying securities)) and a related equity derivative, such as a put or call option, in a single note form. The Fund may engage in all types of ELNs, including those that: (1) provide for protection of the Fund's principal in exchange for limited participation in the appreciation of the underlying securities, and (2) do not provide for such protection and subject the Fund to the risk of loss of the Fund's principal investment. ELNs can provide the Fund with an efficient investment tool that may be less expensive than investing directly in the underlying securities and the related equity derivative.

The Fund's investment manager searches for undervalued or out-of-favor securities it believes offer opportunities for income today and significant growth tomorrow. In analyzing both corporate debt and equity securities, the investment manager considers a variety of factors, including:

- a security's relative value based on such factors as anticipated cash flow, interest or dividend coverage, asset coverage, and earnings prospects;
- the experience and strength of the company's management;
- the company's changing financial condition and market recognition of the change;
- the company's sensitivity to changes in interest rates and business conditions; and
- the company's debt maturity schedules and borrowing requirements.

With respect to debt and equity securities in the utilities industry, the investment manager also considers the effects of the regulatory environment on utilities companies.

When choosing investments for the Fund, the investment manager applies a "bottom-up," value oriented, long-term approach, focusing on the market price of a company's securities relative to the investment manager's evaluation of the company's long-term earnings, asset value and cash flow potential. The investment manager also considers a company's price/earnings ratio, profit margins and liquidation value, among other metrics. It generally performs independent analysis of the debt securities being considered for the Fund's portfolio, rather than relying principally on the ratings assigned by rating organizations.

Under normal market conditions, the Fund employs a distribution policy that is designed to provide shareholders with regular distributions from their investment. Under this policy, the Fund distributes twelve level monthly payments throughout each calendar year to enable shareholders to estimate the distributions they will receive from the Fund; however, the twelfth monthly payment may be greater than the initially anticipated amount if additional income or capital gains are required to be distributed.

Level monthly distributions will be paid to shareholders under the managed distribution policy in any given year regardless of the performance of the Fund. These payments may include income and capital gains generated by the underlying securities in the portfolio, as well as a possible return on capital component, if necessary, to meet the annual distribution rate.

The Fund does not guarantee a level of income or principal at any time. In addition, there can be no assurance or guarantee that the Fund will provide a fixed stable level of distributions at any time or over any period of time.

Alongside traditional financial and economic analyses, the investment manager assesses the potential impacts of material environmental, social and governance (ESG) factors on an issuer, which the investment manager believes provide a measure of the issuer's sustainability. In analyzing ESG factors, the investment manager assesses whether an issuer's practices pose a material financial risk or opportunity. Consideration of ESG factors and risks is only one component of the investment manager's assessment of eligible investments and may not be a determinative factor in the investment manager's final decision on whether to invest in a security. In addition, the weight given to ESG factors may vary across types of investments, industries, regions and issuers and ESG factors and weights considered may change over time. The investment manager does not assess every investment for ESG factors and, when it does, not every ESG factor may be identified or evaluated.

### **Exclusion of Investment Manager from Commodity Pool Operator Definition**

With respect to the Fund, the investment manager has claimed an exclusion from the definition of "commodity pool operator" (CPO) under the Commodity Exchange

Act (CEA) and the rules of the Commodity Futures Trading Commission (CFTC) and, therefore, is not subject to CFTC registration or regulation as a CPO. In addition, with respect to the Fund, the investment manager is relying upon a related exclusion from the definition of “commodity trading advisor” (CTA) under the CEA and the rules of the CFTC.

The terms of the CPO exclusion require the Fund, among other things, to adhere to certain limits on its investments in commodity futures, commodity options and swaps, which in turn include non-deliverable currency forward contracts, as further described in the Fund's Statement of Additional Information (SAI). Because the investment manager and the Fund intend to comply with the terms of the CPO exclusion, the Fund may, in the future, need to adjust its investment strategies, consistent with its investment goal, to limit its investments in these types of instruments. The Fund is not intended as a vehicle for trading in the commodity futures, commodity options, or swaps markets. The CFTC has neither reviewed nor approved the investment manager's reliance on these exclusions, or the Fund, its investment strategies or this prospectus.

### Temporary Investments

When the investment manager believes market or economic conditions are unfavorable for investors, the investment manager may invest up to 100% of the Fund's assets in a temporary defensive manner by holding all or a substantial portion of its assets in cash, cash equivalents or other high quality short-term investments. Temporary defensive investments generally may include short-term U.S. government securities, high grade commercial paper, bank obligations, repurchase agreements, money market fund shares (including shares of an affiliated money market fund), and other money market instruments. The investment manager also may invest in these types of securities or hold cash while looking for suitable investment opportunities or to maintain liquidity. In these circumstances, the Fund may be unable to achieve its investment goal.

### Principal Risks

**Market:** The market values of securities or other investments owned by the Fund will go up or down, sometimes rapidly or unpredictably. The Fund's investments may decline in value due to factors affecting individual issuers (such as the results of supply and demand), or sectors within the securities markets. The value of a security or other investment also may go up or down due to general market conditions that are not specifically related to a particular issuer, such as real or perceived adverse economic conditions, changes in interest rates or exchange rates, or adverse investor sentiment generally. Furthermore, events involving limited liquidity, defaults, non-performance or other adverse developments that affect one industry, such as the financial services industry, or concerns or rumors about any events of these kinds, have in the past and may in the future lead to

market-wide liquidity problems, may spread to other industries, and could negatively affect the value and liquidity of the Fund's investments. In addition, unexpected events and their aftermaths, such as the spread of diseases; natural, environmental or man-made disasters; financial, political or social disruptions; terrorism and war; and other tragedies or catastrophes, can cause investor fear and panic, which can adversely affect the economies of many companies, sectors, nations, regions and the market in general, in ways that cannot necessarily be foreseen. During a general downturn in the securities markets, multiple asset classes may decline in value. When markets perform well, there can be no assurance that securities or other investments held by the Fund will participate in or otherwise benefit from the advance.

The long-term impact of the COVID-19 pandemic and its subsequent variants on economies, markets, industries and individual issuers is not known. The U.S. government and the Federal Reserve, as well as certain foreign governments and central banks, took extraordinary actions to support local and global economies and the financial markets in response to the COVID-19 pandemic. This and other government intervention into the economy and financial markets have resulted in a large expansion of government deficits and debt, the long-term consequences of which are not known.

Stock prices tend to go up and down more dramatically than those of debt securities. A slower-growth or recessionary economic environment could have an adverse effect on the prices of the various stocks held by the Fund.

**Interest Rate:** Interest rate changes can be sudden and unpredictable, and are influenced by a number of factors, including government policy, monetary policy, inflation expectations, perceptions of risk, and supply of and demand for bonds. Changes in government or central bank policy, including changes in tax policy or changes in a central bank's implementation of specific policy goals, may have a substantial impact on interest rates. There can be no guarantee that any particular government or central bank policy will be continued, discontinued or changed, nor that any such policy will have the desired effect on interest rates. Debt securities generally tend to lose market value when interest rates rise and increase in value when interest rates fall. A rise in interest rates also has the potential to cause investors to rapidly sell fixed income securities. A substantial increase in interest rates may also have an adverse impact on the liquidity of a debt security, especially those with longer maturities or durations. Securities with longer maturities or durations or lower coupons or that make little (or no) interest payments before maturity tend to be more sensitive to interest rate changes.

**Credit:** The Fund could lose money on a debt security if the issuer or borrower is unable or fails to meet its obligations, including failing to make interest payments and/or to repay principal when due. Changes in an issuer's financial strength, the market's perception of the issuer's financial strength or an issuer's or security's

credit rating, which reflects a third party's assessment of the credit risk presented by a particular issuer or security, may affect debt securities' values. The Fund may incur substantial losses on debt securities that are inaccurately perceived to present a different amount of credit risk by the market, the investment manager or the rating agencies than such securities actually do.

**High-Yield Debt Instruments:** High-yield debt instruments (including loans) and unrated instruments of similar credit quality (high-yield debt instruments or junk bonds) involve greater risk of a complete loss of the Fund's investment, or delays of interest and principal payments, than higher-quality debt instruments or loans. Issuers of high-yield debt instruments are not as strong financially as those issuing securities of higher credit quality. High-yield debt instruments are generally considered predominantly speculative by the applicable rating agencies as these issuers are more likely to encounter financial difficulties because they may be more highly leveraged, or because of other considerations. In addition, high yield debt instruments generally are more vulnerable to changes in the relevant economy, such as a recession or a sustained period of rising interest rates, that could affect their ability to make interest and principal payments when due. If an issuer stops making interest and/or principal payments, payments on the securities may never resume. These instruments may be worthless and the Fund could lose its entire investment.

The prices of high-yield debt instruments generally fluctuate more than higher-quality securities. Prices are especially sensitive to developments affecting the issuer's business or operations and to changes in the ratings assigned by rating agencies. In addition, the entire high-yield debt market can experience sudden and sharp price swings due to changes in economic conditions, stock market activity, large sustained sales by major investors, a high-profile default, or other factors. Prices of corporate high-yield debt instruments often are closely linked with the company's stock prices and typically rise and fall in response to factors that affect stock prices.

High-yield debt instruments are generally less liquid than higher-quality securities. Many of these instruments are not registered for sale under the federal securities laws and/or do not trade frequently. When they do trade, their prices may be significantly higher or lower than expected. At times, it may be difficult to sell these securities promptly at an acceptable price, which may limit the Fund's ability to sell securities in response to specific economic events or to meet redemption requests. As a result, certain high-yield debt instruments generally pose greater illiquidity and valuation risks.

Substantial declines in the prices of high-yield debt instruments can dramatically increase the yield of such instruments. The decline in market prices generally reflects an expectation that the issuer(s) may be at greater risk of defaulting on the obligation to pay interest and principal when due. Therefore, substantial increases

in yield may reflect a greater risk by the Fund of losing some or part of its investment rather than reflecting any increase in income from the higher yield that the debt instrument may pay to the Fund on its investment.

**Income:** The Fund's distributions to shareholders may decline when prevailing interest rates fall, when dividend income from investments in stocks decline, when the Fund experiences defaults on debt securities it holds or when the Fund realizes a loss upon the sale of a debt security. The Fund's income generally declines during periods of falling benchmark interest rates because the Fund must reinvest the proceeds it receives from existing investments (upon their maturity, prepayment, amortization, sale, call, or buy-back) at a lower rate of interest or return.

**Focus:** To the extent that the Fund focuses on particular countries, regions, industries, sectors or types of investments from time to time, the Fund may be subject to greater risks of adverse developments in such areas of focus than a fund that invests in a wider variety of countries, regions, industries, sectors or investments.

**Healthcare companies:** The activities of healthcare companies may be funded or subsidized by federal and state governments. If government funding and subsidies are reduced or discontinued, the profitability of these companies could be adversely affected. Healthcare companies may also be affected by government policies on healthcare reimbursements, regulatory approval for new drugs and medical products, and similar matters. They are also subject to legislative risk, i.e., the risks associated with the reform of the healthcare system through legislation.

**Financial services companies:** Financial services companies are subject to extensive government regulation that may affect their profitability in many ways, including by limiting the amount and types of loans and other commitments they can make, and the interest rates and fees they can charge. A financial services company's profitability, and therefore its stock prices, is especially sensitive to interest rate changes as well as the ability of borrowers to repay their loans. Changing regulations, continuing consolidations, and development of new products and structures all are likely to have a significant impact on financial services companies.

**Information technology companies:** Companies in the information technology sector have historically been volatile due to the rapid pace of product change and development within the sector. For example, their products and services may not prove commercially successful or may become obsolete quickly. In addition, delays in or cancellation of the release of anticipated products or services may also affect the price of an information technology company's stock. Information technology companies are subject to significant competitive pressures, such as new market entrants, aggressive pricing and tight profit margins. The activities of these



companies may also be adversely affected by changes in government regulations, worldwide technological developments or investor perception of a company and/or its products or services. The stock prices of companies operating within this sector may be subject to abrupt or erratic movements.

**Energy companies:** Companies that are involved in oil or gas exploration, production, refining or marketing, or any combination of the above are greatly affected by the prices and supplies of raw materials such as oil or gas. The earnings and dividends of energy companies can fluctuate significantly as a result of international economics, politics and regulation.

**Industrials companies:** The stock prices of companies in the industrials sector are affected by supply and demand both for their specific product or service and for industrials sector products in general. Companies in the industrials sector may be adversely affected by changes in government regulation, world events and economic conditions. In addition, these companies are at risk for environmental damage and product liability claims. Companies in this sector could be adversely affected by commodity price volatility, changes in exchange rates, imposition of export or import controls, increased competition, depletion of resources, technological developments and labor relations.

**Equity-Linked Notes (ELNs):** Investments in ELNs often have risks similar to their underlying securities or index, which could include management risk, market risk and, as applicable, foreign securities and currency risks. In addition, since ELNs are in note form, ELNs are also subject to certain debt securities risks, such as interest rate and credit risks. Should the prices of the underlying securities or index move in an unexpected manner, the Fund may not achieve the anticipated benefits of an investment in an ELN, and may realize losses, which could be significant and could include the Fund's entire principal investment. An investment in an ELN is also subject to counterparty risk, which is the risk that the issuer of the ELN will default or become bankrupt and the Fund will have difficulty being repaid, or fail to be repaid, the principal amount of, or income from, its investment. Investments in ELNs are also subject to liquidity risk, which may make ELNs difficult to sell and value. In addition, ELNs may exhibit price behavior that does not correlate with their underlying securities, index or a fixed-income investment.

**Foreign Securities (non-U.S.):** Investing in foreign securities typically involves more risks than investing in U.S. securities, including risks related to currency exchange rates and policies, country or government specific issues, less favorable trading practices or regulation and greater price volatility. Certain of these risks also may apply to securities of U.S. companies with significant foreign operations.

**Currency exchange rates:** Foreign securities may be issued and traded in foreign currencies. As a result, their market values in U.S. dollars may be affected by changes in exchange rates between such foreign currencies and the U.S. dollar, as

well as between currencies of countries other than the U.S. For example, if the value of the U.S. dollar goes up compared to a foreign currency, an investment traded in that foreign currency will go down in value because it will be worth fewer U.S. dollars. The Fund accrues additional expenses when engaging in currency exchange transactions, and valuation of the Fund's foreign securities may be subject to greater risk because both the currency (relative to the U.S. dollar) and the security must be considered.

**Currency management strategies:** Currency management strategies may substantially change the Fund's exposure to currency exchange rates and could result in losses to the Fund if currencies do not perform as the investment manager expects. In addition, currency management strategies, to the extent that they reduce the Fund's exposure to currency risks, also reduce the Fund's ability to benefit from favorable changes in currency exchange rates. There is no assurance that the investment manager's use of currency management strategies will benefit the Fund or that they will be, or can be, used at appropriate times. Furthermore, there may not be perfect correlation between the amount of exposure to a particular currency and the amount of securities in the Fund's portfolio denominated in that currency. Investing in foreign currencies for purposes of gaining from projected changes in exchange rates, as opposed to hedging currency risks applicable to the Fund's holdings, further increases the Fund's exposure to foreign investment losses.

**Political and economic developments:** The political, economic and social policies or structures of some foreign countries may be less stable and more volatile than those in the United States. Investments in these countries may be subject to greater risks of internal and external conflicts, expropriation, nationalization of assets, foreign exchange controls (such as suspension of the ability to transfer currency from a given country), restrictions on removal of assets, political or social instability, military action or unrest, diplomatic developments, currency devaluations, foreign ownership limitations, and substantial, punitive or confiscatory tax increases. It is possible that a government may take over the assets or operations of a company or impose restrictions on the exchange or export of currency or other assets. Some countries also may have different legal systems that may make it difficult or expensive for the Fund to vote proxies, exercise shareholder rights, and pursue legal remedies with respect to its foreign investments. Diplomatic and political developments could affect the economies, industries, and securities and currency markets of the countries in which the Fund is invested. These developments include rapid and adverse political changes; social instability; regional conflicts; sanctions imposed by the United States, other nations or other governmental entities, including supranational entities; terrorism; and war. In addition, such developments could contribute to the devaluation of a country's currency, a downgrade in the credit ratings of issuers in such country, or

a decline in the value and liquidity of securities of issuers in that country. An imposition of sanctions upon, or other government actions impacting, certain issuers in a country could result in (i) an immediate freeze of that issuer's securities, impairing the ability of the Fund to buy, sell, receive or deliver those securities or (ii) other limitations on the Fund's ability to invest or hold such securities. These factors would affect the value of the Fund's investments and are extremely difficult, if not impossible, to predict and take into account with respect to the Fund's investments.

**Trading practices:** Brokerage commissions, withholding taxes, custodial fees, and other fees generally are higher in foreign markets. The policies and procedures followed by foreign stock exchanges, currency markets, trading systems and brokers may differ from those applicable in the United States, with possibly negative consequences to the Fund. The procedures and rules governing foreign trading, settlement and custody (holding of the Fund's assets) also may result in losses or delays in payment, delivery or recovery of money or other property. Foreign government supervision and regulation of foreign securities and currency markets and trading systems may be less than or different from government supervision in the United States, and may increase the Fund's regulatory and compliance burden and/or decrease the Fund's investor rights and protections.

**Availability of information:** Foreign issuers may not be subject to the same disclosure, accounting, auditing and financial reporting standards and practices as U.S. issuers. Thus, there may be less information publicly available about foreign issuers than about most U.S. issuers. In addition, information provided by foreign issuers may be less timely or less reliable than information provided by U.S. issuers.

**Limited markets:** Certain foreign securities may be less liquid (harder to sell) and their prices may be more volatile than many U.S. securities. Illiquidity tends to be greater, and valuation of the Fund's foreign securities may be more difficult, due to the infrequent trading and/or delayed reporting of quotes and sales.

**Regional:** Adverse conditions in a certain region or country can adversely affect securities of issuers in other countries whose economies appear to be unrelated. To the extent that the Fund invests a significant portion of its assets in a specific geographic region or a particular country, the Fund will generally have more exposure to the risks affecting that specific geographic region or country. In the event of economic or political turmoil or a deterioration of diplomatic relations in a region or country where a substantial portion of the Fund's assets are invested, the Fund may experience substantial illiquidity or reduction in the value of the Fund's investments.

**Mortgage Securities and Asset-Backed Securities:** Mortgage securities differ from conventional debt securities because principal is paid back over the life of the

security rather than at maturity. The Fund may receive unscheduled prepayments of principal due to voluntary prepayments, refinancing or foreclosure on the underlying mortgage loans. To the Fund this means a loss of anticipated interest, and a portion of its principal investment represented by any premium the Fund may have paid. Mortgage prepayments generally increase when interest rates fall. Because of prepayments, mortgage securities may be less effective than some other types of debt securities as a means of "locking in" long-term interest rates and may have less potential for capital appreciation during periods of falling interest rates. When the Fund reinvests the prepayments of principal it receives, it may receive a rate of interest that is lower than the rate on the existing security.

Mortgage securities also are subject to extension risk. An unexpected rise in interest rates could reduce the rate of prepayments on mortgage securities and extend their life. This could cause the price of the mortgage securities and the Fund's share price to fall and would make the mortgage securities more sensitive to interest rate changes.

Since September 2008, the Federal Housing Finance Agency (FHFA), an agency of the U.S. government, has acted as the conservator to operate Fannie Mae and Freddie Mac until they are stabilized. It is unclear how long the conservatorship will last or what effect this conservatorship will have on the securities issued or guaranteed by Fannie Mae or Freddie Mac for the long-term.

Although the mortgage-backed securities that are delivered in TBA transactions must meet certain standards, there is a risk that the actual securities received by the Fund may be less favorable than what was anticipated when entering into the transaction. TBA transactions also involve the risk that a counterparty will fail to deliver the security, exposing the Fund to losses. Whether or not the Fund takes delivery of the securities at the termination date of a TBA transaction, it will nonetheless be exposed to changes in the value of the underlying investments during the term of the agreement.

Issuers of asset-backed securities may have limited ability to enforce the security interest in the underlying assets, and credit enhancements provided to support the securities, if any, may be inadequate to protect investors in the event of default. Like mortgage securities, asset-backed securities are subject to prepayment and extension risks.

**Convertible Securities:** A convertible security is generally a debt obligation, preferred stock or other security that pays interest or dividends and may be converted by the holder within a specified period of time into common stock. The value of convertible securities may rise and fall with the market value of the underlying stock or, like a debt security, vary with changes in interest rates and the credit quality of the issuer. A convertible security tends to perform more like a stock when the underlying stock price is high relative to the conversion price (because

more of the security's value resides in the option to convert) and more like a debt security when the underlying stock price is low relative to the conversion price (because the option to convert is less valuable). Because its value can be influenced by many different factors, a convertible security is not as sensitive to interest rate changes as a similar non-convertible debt security, and generally has less potential for gain or loss than the underlying stock.

**Depository Receipts:** Depository receipts are subject to many of the risks of the underlying security. For some depository receipts, the custodian or similar financial institution that holds the issuer's shares in a trust account is located in the issuer's home country. The Fund could be exposed to the credit risk of the custodian or financial institution, and in cases where the issuer's home country does not have developed financial markets, greater market risk. In addition, the depository institution may not have physical custody of the underlying securities at all times and may charge fees for various services, including forwarding dividends and interest and corporate actions. The Fund would be expected to pay a share of the additional fees, which it would not pay if investing directly in the foreign securities. The Fund may experience delays in receiving its dividend and interest payments or exercising rights as a shareholder.

**Management:** The Fund is actively managed and could experience losses (realized and unrealized) if the investment manager's judgment about markets, interest rates or the attractiveness, relative values, liquidity, or potential appreciation of particular investments made for the Fund's portfolio prove to be incorrect. The Fund could also experience losses if there are imperfections, errors or limitations in the models, tools, and data used by the investment manager or if the investment manager's techniques or investment decisions do not produce the desired results. Additionally, legislative, regulatory, or tax developments may affect the investment techniques available to the investment manager in connection with managing the Fund and may also adversely affect the ability of the Fund to achieve its investment goal.

**Managed Distribution Policy:** The Fund's monthly payments under the managed distribution policy may reduce the amount of assets available for investment by the Fund, even if the Fund's assets grow over time. In addition, the Fund may return capital to shareholders (i.e., a return of all or part of a shareholder's original investment). Fund shareholders are expected to receive a monthly distribution that is equal to a set percentage per share, which will be different per class based on differences in class expenses, multiplied by the number of shares owned on the record date; therefore, redemptions from a shareholder's account will reduce future distributions. The managed distribution policy is not designed to generate, and is not expected to result in, distributions that equal a fixed percentage of the Fund's current net asset value per share or a fixed percentage of a shareholder's current account value.

**Value Style Investing:** Value stock prices are considered "cheap" relative to the company's perceived value and are often out of favor with other investors. The investment manager may invest in such stocks if it believes the market may have overreacted to adverse developments or failed to appreciate positive changes. However, if other investors fail to recognize the company's value (and do not become buyers, or if they become sellers or favor investing in faster growing companies), value stocks may not increase in value as anticipated by the investment manager and may even decline in value.

**Prepayment:** Debt securities are subject to prepayment risk when the issuer can "call" the security, or repay principal, in whole or in part, prior to the security's maturity. When the Fund reinvests the prepayments of principal it receives, it may receive a rate of interest that is lower than the rate on the existing security, potentially lowering the Fund's income, yield and its distributions to shareholders. Securities subject to partial or complete prepayment(s) may offer less potential for gains during a declining interest rate environment and have greater price volatility. Prepayment risk is greater in periods of falling interest rates for fixed-rate investments, and for floating or variable rate securities, rising interest rates generally increase the risk of refinancings or prepayments.

**Derivative Instruments:** The performance of derivative instruments depends largely on the performance of an underlying instrument, such as a currency, security, interest rate or index, and such instruments often have risks similar to the underlying instrument, in addition to other risks. Derivative instruments involve costs and can create economic leverage in the Fund's portfolio, which may result in significant volatility and cause the Fund to participate in losses (as well as gains) in an amount that significantly exceeds the Fund's initial investment. Other risks include illiquidity, mispricing or improper valuation of the derivative instrument, and imperfect correlation between the value of the derivative and the underlying instrument so that the Fund may not realize the intended benefits. Their successful use will usually depend on the investment manager's ability to accurately forecast movements in the market relating to the underlying instrument. Should a market or markets, or prices of particular classes of investments, move in an unexpected manner, especially in unusual or extreme market conditions, the Fund may not realize the anticipated benefits of the transaction, and it may realize losses, which could be significant. If the investment manager is not successful in using such derivative instruments, the Fund's performance may be worse than if the investment manager did not use such derivative instruments at all. When a derivative is used for hedging, the change in value of the derivative instrument also may not correlate specifically with the currency, security, interest rate index or other risk being hedged. There is also the risk, especially under extreme market conditions, that an instrument, which usually would operate as a hedge, provides no hedging benefits at all.

Use of these instruments could also result in a loss if the counterparty to the transaction does not perform as promised, including because of such counterparty's bankruptcy or insolvency. This risk is heightened with respect to over-the-counter (OTC) instruments, such as certain swap agreements, and may be greater during volatile market conditions. Other risks include the inability to close out a position because the trading market becomes illiquid (particularly in the OTC markets) or the availability of counterparties becomes limited for a period of time. In addition, the presence of speculators in a particular market could lead to price distortions. To the extent that the Fund is unable to close out a position because of market illiquidity, the Fund may not be able to prevent further losses of value in its derivatives holdings and the Fund's liquidity may be impaired. Some derivatives can be particularly sensitive to changes in interest rates or other market prices. Investors should bear in mind that, while the Fund intends to use derivative strategies on a regular basis, it is not obligated to actively engage in these transactions, generally or in any particular kind of derivative, if the investment manager elects not to do so due to availability, cost or other factors.

Many swaps currently are, and others eventually are expected to be, required to be cleared through a central counterparty. Central clearing is designed to reduce counterparty credit risk and increase liquidity compared to OTC swaps, but it does not eliminate those risks completely. With cleared swaps, there is also a risk of loss by the Fund of its initial and variation margin deposits in the event of bankruptcy of the futures commission merchant (FCM) with which the Fund has an open position, or the central counterparty in a swap contract. With cleared swaps, the Fund may not be able to obtain as favorable terms as it would be able to negotiate for a bilateral, uncleared swap. In addition, an FCM may unilaterally amend the terms of its agreement with the Fund, which may include the imposition of position limits or additional margin requirements with respect to the Fund's investment in certain types of swaps. The regulation of cleared and uncleared swaps, as well as other derivatives, is a rapidly changing area of law and is subject to modification by government and judicial action. In addition, the SEC, Commodity Futures Trading Commission (CFTC) and the exchanges are authorized to take extraordinary actions in the event of a market emergency. It is not possible to predict fully the effects of current or future regulation.

Certain types of derivatives require the Fund to post margin or collateral or otherwise maintain liquid assets in a manner that satisfies contractual undertakings and regulatory requirements. In order to satisfy margin or other requirements, the Fund may need to sell securities from its portfolio or exit positions at a time when it may be disadvantageous to do so.

The use of derivative strategies may also have a tax impact on the Fund. The timing and character of income, gains or losses from these strategies could impair the ability of the investment manager to use derivatives when it wishes to do so.

**Liquidity:** Liquidity risk exists when the markets for particular securities or types of securities or other investments are or become relatively illiquid so that the Fund is unable, or it becomes more difficult for the Fund, to sell the security or other investment at the price at which the Fund has valued the security. Illiquidity may result from political, economic or issuer specific events; supply/demand imbalances; changes in a specific market's size or structure, including the number of participants; or overall market disruptions. Securities or other investments with reduced liquidity or that become illiquid may involve greater risk than securities with more liquid markets. Market prices or quotations for illiquid securities may be volatile, and there may be large spreads between bid and ask prices. Reduced liquidity may have an adverse impact on market price and the Fund's ability to sell particular securities when necessary to meet the Fund's liquidity needs, which may arise or increase in response to a specific economic event or because the investment manager wishes to purchase particular investments or believes that a higher level of liquidity would be advantageous. An investment may become illiquid if the Fund and its affiliates receive material non-public information about the issuer or the investment. To the extent that the Fund and its affiliates hold a significant portion of an issuer's outstanding securities, the Fund may be subject to greater liquidity risk than if the issuer's securities were more widely held.

**ESG Considerations:** ESG considerations are one of a number of factors that the investment manager examines when considering investments for the Fund's portfolio. In light of this, the issuers in which the Fund invests may not be considered ESG-focused issuers and may have lower or adverse ESG assessments. Consideration of ESG factors may affect the Fund's exposure to certain issuers or industries and may not work as intended. In addition, ESG considerations assessed as part of the Fund's investment process may vary across types of eligible investments and issuers. The investment manager does not assess every investment for ESG factors and, when it does, not every ESG factor may be identified or evaluated. The investment manager's assessment of an issuer's ESG factors is subjective and will likely differ from that of investors, third party service providers (e.g., ratings providers) and other funds. As a result, securities selected by the investment manager may not reflect the beliefs and values of any particular investor. The investment manager also may be dependent on the availability of timely, complete and accurate ESG data reported by issuers and/or third-party research providers, the timeliness, completeness and accuracy of which is out of the investment manager's control. ESG factors are often not uniformly measured or defined, which could impact the investment manager's ability to assess an issuer. While the investment manager views ESG considerations as having the potential to contribute to the Fund's long-term performance, there is no guarantee that such results will be achieved.



**Cybersecurity:** Cybersecurity incidents, both intentional and unintentional, may allow an unauthorized party to gain access to Fund assets, Fund or customer data (including private shareholder information), or proprietary information, cause the Fund, the investment manager, and/or their service providers (including, but not limited to, Fund accountants, custodians, sub-custodians, transfer agents and financial intermediaries) to suffer data breaches, data corruption or loss of operational functionality or prevent Fund investors from purchasing, redeeming or exchanging shares or receiving distributions. The investment manager has limited ability to prevent or mitigate cybersecurity incidents affecting third party service providers, and such third party service providers may have limited indemnification obligations to the Fund or the investment manager. Cybersecurity incidents may result in financial losses to the Fund and its shareholders, and substantial costs may be incurred in an effort to prevent or mitigate future cybersecurity incidents. Issuers of securities in which the Fund invests are also subject to cybersecurity risks, and the value of these securities could decline if the issuers experience cybersecurity incidents.

Because technology is frequently changing, new ways to carry out cyber attacks are always developing. Therefore, there is a chance that some risks have not been identified or prepared for, or that an attack may not be detected, which puts limitations on the Fund's ability to plan for or respond to a cyber attack. Like other funds and business enterprises, the Fund, the investment manager, and their service providers are subject to the risk of cyber incidents occurring from time to time.

More detailed information about the Fund and its policies and risks can be found in the Fund's Statement of Additional Information (SAI).

A description of the Fund's policies and procedures regarding the release of portfolio holdings information is also available in the Fund's SAI. Portfolio holdings information can be viewed online at [www.franklintempleton.com](http://www.franklintempleton.com).

## Management

Franklin Advisers, Inc. (Advisers or investment manager), One Franklin Parkway, San Mateo, CA 94403-1906, is the Fund's investment manager. Advisers is a wholly-owned subsidiary of Franklin Resources, Inc. (Resources). Together, Advisers and its affiliates manage, as of December 31, 2024, approximately \$1.58 trillion in assets, and have been in the investment management business since 1947.

The Fund is managed by a team of dedicated professionals focused on investments in debt and equity securities. The portfolio managers of the team are as follows:

### **Edward D. Perks, CFA President and Director of Advisers**

Mr. Perks has been a lead portfolio manager of the Fund since 2002. He has final authority over all aspects of the Fund's investment portfolio, including but not limited to, purchases and sales of individual securities, portfolio risk assessment, and the management of daily cash balances in accordance with anticipated investment management requirements. The degree to which he may perform these functions, and the nature of these functions, may change from time to time. He joined Franklin Templeton in 1992.

### **Brendan Circle, CFA Senior Vice President of Advisers**

Mr. Circle has been a portfolio manager of the Fund since 2019, providing research and advice on the purchases and sales of individual securities and portfolio risk assessment. He joined Franklin Templeton in 2014.

### **Todd Brighton, CFA Senior Vice President of Advisers**

Mr. Brighton has been a portfolio manager of the Fund since 2017, providing research and advice on the purchases and sales of individual securities, and portfolio risk assessment. He joined Franklin Templeton in 2000.

CFA® and Chartered Financial Analyst® are trademarks owned by CFA Institute.

The Fund's SAI provides additional information about portfolio manager compensation, other accounts that they manage and their ownership of Fund shares.

The Fund pays Advisers a fee for managing the Fund's assets.

Advisers has agreed to reduce its fees to reflect reduced services resulting from the Fund's investments in Franklin Templeton affiliated funds. In addition, transfer agency fees on Class R6 shares of the Fund have been capped so that transfer agency fees for that class do not exceed 0.03%. These arrangements are expected to continue until January 31, 2026. During the terms, the fee waiver and expense reimbursement agreements may not be terminated or amended without approval of the board of trustees except to add series or classes, to reflect the extension of termination dates or to lower the waiver and expense limitation.

For the fiscal year ended September 30, 2024, the Fund paid Advisers an effective management fee of 0.37% of the Fund's average net assets for investment management services.

A discussion regarding the basis for the board of trustees' approval of the Fund's investment management agreement is available in the Fund's report on Form N-CSR for the period ended September 30, 2024.

### **Manager of Managers Structure**

The investment manager and the Trust have received an exemptive order from the SEC that allows the Fund to operate in a "manager of managers" structure whereby the investment manager can appoint and replace both wholly-owned and

unaffiliated sub-advisors, and enter into, amend and terminate sub-advisory agreements with such sub-advisors, each subject to board approval but without obtaining prior shareholder approval (Manager of Managers Structure). The Fund will, however, inform shareholders of the hiring of any new sub-advisor within 90 days after the hiring. The SEC exemptive order provides the Fund with greater flexibility and efficiency and alleviates the need for the Fund to incur the expense and delays associated with obtaining shareholder approval of such sub-advisory agreements.

The use of the Manager of Managers Structure with respect to the Fund is subject to certain conditions that are set forth in the SEC exemptive order. Under the Manager of Managers Structure, the investment manager has the ultimate responsibility, subject to oversight by the Fund's board of trustees, to oversee sub-advisors and recommend their hiring, termination and replacement. The investment manager will also, subject to the review and approval of the Fund's board of trustees: set the Fund's overall investment strategy; evaluate, select and recommend sub-advisors to manage all or a portion of the Fund's assets; and implement procedures reasonably designed to ensure that each sub-advisor complies with the Fund's investment goal, policies and restrictions. Subject to review by the Fund's board of trustees, the investment manager will allocate and, when appropriate, reallocate the Fund's assets among sub-advisors and monitor and evaluate the sub-advisors' performance.

## Financial Highlights

The Financial Highlights present the Fund's financial performance for the past five years or since its inception. Certain information reflects financial results for a single Fund share. The total returns represent the rate that an investor would have earned or lost on an investment in the Fund assuming reinvestment of dividends and capital gains. This information has been audited by PricewaterhouseCoopers LLP, an independent registered public accounting firm, whose report, along with the Fund's financial statements, are available on the Fund's website and are included in the Form N-CSR filed with the SEC, which is available upon request.

## Franklin Income Fund - Class A

	Year Ended September 30,				
	2024	2023	2022	2021	2020
Per share operating performance (for a share outstanding throughout the year)					
Net asset value, beginning of year	\$2.19	\$2.14	\$2.47	\$2.08	\$2.30
Income from investment operations <sup>a</sup> :					
Net investment income <sup>b</sup>	0.09	0.09	0.07	0.08	0.08
Net realized and unrealized gains (losses)	0.30	0.09	(0.24)	0.42	(0.18)
Total from investment operations	0.39	0.18	(0.17)	0.50	(0.10)
Less distributions from:					
Net investment income	(0.13)	(0.13)	(0.11)	(0.11)	(0.12)
Net realized gains	—	—	(0.05)	—	—
Total distributions	(0.13)	(0.13)	(0.16)	(0.11)	(0.12)
<b>Net asset value, end of year</b>	<b>\$2.45</b>	<b>\$2.19</b>	<b>\$2.14</b>	<b>\$2.47</b>	<b>\$2.08</b>
Total return <sup>c</sup>	18.33%	8.33%	(7.28)%	24.55%	(4.48)%
Ratios to average net assets					
Expenses before waiver and payments by affiliates	0.71%	0.71%	0.72%	0.72%	0.71%
Expenses net of waiver and payments by affiliates	0.70%	0.71% <sup>d</sup>	0.71% <sup>e</sup>	0.72% <sup>d,e</sup>	0.70% <sup>e</sup>
Net investment income	4.04%	4.02%	3.08%	3.19%	3.64%
Supplemental data					
Net assets, end of year (000's)	\$23,331,018	\$19,705,319	\$16,829,899	\$16,044,379	\$10,072,437
Portfolio turnover rate	49.72%	56.23%	77.65%	68.93%	69.13%

a. The amount shown for a share outstanding throughout the period may not correlate with the Statement of Operations for the period due to the timing of sales and repurchases of the Fund's shares in relation to income earned and/or fluctuating fair value of the investments of the Fund.

b. Based on average daily shares outstanding.

c. Total return does not reflect sales commissions or contingent deferred sales charges, if applicable.

d. Benefit of waiver and payments by affiliates rounds to less than 0.01%.

e. Benefit of expense reduction rounds to less than 0.01%.

## Franklin Income Fund - Class A1

	Year Ended September 30,				
	2024	2023	2022	2021	2020
Per share operating performance (for a share outstanding throughout the year)					
Net asset value, beginning of year	\$2.20	\$2.15	\$2.48	\$2.08	\$2.30
Income from investment operations <sup>a</sup> :					
Net investment income <sup>b</sup>	0.10	0.09	0.08	0.08	0.08
Net realized and unrealized gains (losses)	0.28	0.09	(0.24)	0.43	(0.18)
Total from investment operations	0.38	0.18	(0.16)	0.51	(0.10)
Less distributions from:					
Net investment income	(0.13)	(0.13)	(0.12)	(0.11)	(0.12)
Net realized gains	—	—	(0.05)	—	—
Total distributions	(0.13)	(0.13)	(0.17)	(0.11)	(0.12)
<b>Net asset value, end of year</b>	<b>\$2.45</b>	<b>\$2.20</b>	<b>\$2.15</b>	<b>\$2.48</b>	<b>\$2.08</b>
Total return <sup>c</sup>	17.91%	8.43%	(7.10)%	25.19%	(4.39)%
Ratios to average net assets					
Expenses before waiver and payments by affiliates	0.61%	0.61%	0.62%	0.62%	0.61%
Expenses net of waiver and payments by affiliates	0.60%	0.61% <sup>d</sup>	0.61% <sup>e</sup>	0.62% <sup>d,e</sup>	0.60% <sup>e</sup>
Net investment income	4.15%	4.11%	3.15%	3.32%	3.74%
Supplemental data					
Net assets, end of year (000's)	\$30,981,936	\$29,633,019	\$30,236,582	\$35,704,730	\$32,693,224
Portfolio turnover rate	49.72%	56.23%	77.65%	68.93%	69.13%

a. The amount shown for a share outstanding throughout the period may not correlate with the Statement of Operations for the period due to the timing of sales and repurchases of the Fund's shares in relation to income earned and/or fluctuating fair value of the investments of the Fund.

b. Based on average daily shares outstanding.

c. Total return does not reflect sales commissions or contingent deferred sales charges, if applicable.

d. Benefit of waiver and payments by affiliates rounds to less than 0.01%.

e. Benefit of expense reduction rounds to less than 0.01%.

## Franklin Income Fund - Class C

	Year Ended September 30,				
	2024	2023	2022	2021	2020
Per share operating performance (for a share outstanding throughout the year)					
Net asset value, beginning of year	\$2.24	\$2.19	\$2.52	\$2.12	\$2.34
Income from investment operations <sup>a</sup> :					
Net investment income <sup>b</sup>	0.09	0.08	0.07	0.07	0.07
Net realized and unrealized gains (losses)	0.29	0.09	(0.25)	0.43	(0.18)
Total from investment operations	0.38	0.17	(0.18)	0.50	(0.11)
Less distributions from:					
Net investment income	(0.12)	(0.12)	(0.10)	(0.10)	(0.11)
Net realized gains	—	—	(0.05)	—	—
Total distributions	(0.12)	(0.12)	(0.15)	(0.10)	(0.11)
<b>Net asset value, end of year</b>	<b>\$2.50</b>	<b>\$2.24</b>	<b>\$2.19</b>	<b>\$2.52</b>	<b>\$2.12</b>
Total return <sup>c</sup>	17.43%	8.19%	(7.89)%	24.09%	(4.80)%
Ratios to average net assets					
Expenses before waiver and payments by affiliates	1.11%	1.11%	1.12%	1.13%	1.11%
Expenses net of waiver and payments by affiliates	1.10%	1.11% <sup>d</sup>	1.11% <sup>e</sup>	1.12% <sup>e</sup>	1.10% <sup>e</sup>
Net investment income	3.65%	3.61%	2.63%	2.84%	3.24%
Supplemental data					
Net assets, end of year (000's)	\$4,549,815	\$4,905,480	\$5,654,802	\$7,507,658	\$9,339,238
Portfolio turnover rate	49.72%	56.23%	77.65%	68.93%	69.13%

a. The amount shown for a share outstanding throughout the period may not correlate with the Statement of Operations for the period due to the timing of sales and repurchases of the Fund's shares in relation to income earned and/or fluctuating fair value of the investments of the Fund.

b. Based on average daily shares outstanding.

c. Total return does not reflect sales commissions or contingent deferred sales charges, if applicable.

d. Benefit of waiver and payments by affiliates rounds to less than 0.01%.

e. Benefit of expense reduction rounds to less than 0.01%.

## Franklin Income Fund - Class R

	Year Ended September 30,				
	2024	2023	2022	2021	2020
Per share operating performance (for a share outstanding throughout the year)					
Net asset value, beginning of year	\$2.15	\$2.10	\$2.43	\$2.04	\$2.26
Income from investment operations <sup>a</sup> :					
Net investment income <sup>b</sup>	0.09	0.08	0.07	0.07	0.07
Net realized and unrealized gains (losses)	0.27	0.09	(0.24)	0.43	(0.18)
Total from investment operations	0.36	0.17	(0.17)	0.50	(0.11)
Less distributions from:					
Net investment income	(0.12)	(0.12)	(0.11)	(0.11)	(0.11)
Net realized gains	—	—	(0.05)	—	—
Total distributions	(0.12)	(0.12)	(0.16)	(0.11)	(0.11)
<b>Net asset value, end of year</b>	<b>\$2.39</b>	<b>\$2.15</b>	<b>\$2.10</b>	<b>\$2.43</b>	<b>\$2.04</b>
Total return	17.41%	8.21%	(7.61)%	24.75%	(4.82)%
Ratios to average net assets					
Expenses before waiver and payments by affiliates	0.96%	0.96%	0.97%	0.97%	0.96%
Expenses net of waiver and payments by affiliates	0.95%	0.96% <sup>c</sup>	0.96% <sup>d</sup>	0.97% <sup>c,d</sup>	0.95% <sup>d</sup>
Net investment income	3.80%	3.77%	2.84%	2.97%	3.40%
Supplemental data					
Net assets, end of year (000's)	\$334,157	\$300,283	\$270,060	\$257,109	\$221,584
Portfolio turnover rate	49.72%	56.23%	77.65%	68.93%	69.13%

a. The amount shown for a share outstanding throughout the period may not correlate with the Statement of Operations for the period due to the timing of sales and repurchases of the Fund's shares in relation to income earned and/or fluctuating fair value of the investments of the Fund.

b. Based on average daily shares outstanding.

c. Benefit of waiver and payments by affiliates rounds to less than 0.01%.

d. Benefit of expense reduction rounds to less than 0.01%.



**Franklin Income Fund - Class R6**

	Year Ended September 30,				
	2024	2023	2022	2021	2020
Per share operating performance (for a share outstanding throughout the year)					
Net asset value, beginning of year	\$2.19	\$2.14	\$2.47	\$2.07	\$2.29
Income from investment operations <sup>a</sup> :					
Net investment income <sup>b</sup>	0.10	0.10	0.08	0.08	0.09
Net realized and unrealized gains (losses)	0.28	0.09	(0.24)	0.44	(0.19)
Total from investment operations	0.38	0.19	(0.16)	0.52	(0.10)
Less distributions from:					
Net investment income	(0.13)	(0.14)	(0.12)	(0.12)	(0.12)
Net realized gains	—	—	(0.05)	—	—
Total distributions	(0.13)	(0.14)	(0.17)	(0.12)	(0.12)
<b>Net asset value, end of year</b>	<b>\$2.44</b>	<b>\$2.19</b>	<b>\$2.14</b>	<b>\$2.47</b>	<b>\$2.07</b>
Total return	18.18%	9.17%	(7.38)%	25.53%	(4.23)%
Ratios to average net assets					
Expenses before waiver and payments by affiliates	0.41%	0.41%	0.42%	0.43%	0.40%
Expenses net of waiver and payments by affiliates	0.40%	0.40%	0.40% <sup>c</sup>	0.41% <sup>c</sup>	0.39% <sup>c</sup>
Net investment income	4.35%	4.35%	3.43%	3.50%	3.96%
Supplemental data					
Net assets, end of year (000's)	\$1,938,998	\$1,662,931	\$1,158,685	\$748,355	\$1,626,735
Portfolio turnover rate	49.72%	56.23%	77.65%	68.93%	69.13%

a. The amount shown for a share outstanding throughout the period may not correlate with the Statement of Operations for the period due to the timing of sales and repurchases of the Fund's shares in relation to income earned and/or fluctuating fair value of the investments of the Fund.

b. Based on average daily shares outstanding.

c. Benefit of expense reduction rounds to less than 0.01%.

## Franklin Income Fund - Advisor Class

	Year Ended September 30,				
	2024	2023	2022	2021	2020
Per share operating performance (for a share outstanding throughout the year)					
Net asset value, beginning of year	\$2.18	\$2.13	\$2.46	\$2.07	\$2.28
Income from investment operations <sup>a</sup> :					
Net investment income <sup>b</sup>	0.10	0.10	0.08	0.08	0.08
Net realized and unrealized gains (losses)	0.28	0.09	(0.24)	0.43	(0.17)
Total from investment operations	0.38	0.19	(0.16)	0.51	(0.09)
Less distributions from:					
Net investment income	(0.13)	(0.14)	(0.12)	(0.12)	(0.12)
Net realized gains	—	—	(0.05)	—	—
Total distributions	(0.13)	(0.14)	(0.17)	(0.12)	(0.12)
<b>Net asset value, end of year</b>	<b>\$2.43</b>	<b>\$2.18</b>	<b>\$2.13</b>	<b>\$2.46</b>	<b>\$2.07</b>
Total return	18.20%	9.16%	(7.44)%	24.98%	(3.86)%
Ratios to average net assets					
Expenses before waiver and payments by affiliates	0.46%	0.46%	0.47%	0.47%	0.46%
Expenses net of waiver and payments by affiliates	0.45%	0.46% <sup>c</sup>	0.46% <sup>d</sup>	0.47% <sup>c,d</sup>	0.45% <sup>d</sup>
Net investment income	4.30%	4.27%	3.32%	3.46%	3.89%
Supplemental data					
Net assets, end of year (000's)	\$14,603,259	\$12,941,766	\$11,638,757	\$11,969,691	\$9,712,076
Portfolio turnover rate	49.72%	56.23%	77.65%	68.93%	69.13%

a. The amount shown for a share outstanding throughout the period may not correlate with the Statement of Operations for the period due to the timing of sales and repurchases of the Fund's shares in relation to income earned and/or fluctuating fair value of the investments of the Fund.

b. Based on average daily shares outstanding.

c. Benefit of waiver and payments by affiliates rounds to less than 0.01%.

d. Benefit of expense reduction rounds to less than 0.01%.

# Franklin U.S. Government Securities Fund

## Investment Goal

The Fund's investment goal is income.

## Principal Investment Policies and Practices

Under normal market conditions, the Fund invests at least 80% of its net assets in U.S. government securities. Shareholders will be given at least 60 days' advance notice of any change to the 80% policy regarding investment in U.S. government securities. The Fund presently invests substantially all of its assets in Government National Mortgage Association obligations (Ginnie Maes).

Ginnie Maes represent an ownership interest in mortgage loans pooled together for sale to investors to finance purchases of homes. The mortgage loans may have either fixed or adjustable interest rates. As the underlying mortgage loans are paid off, Ginnie Maes provide investors with monthly payments of interest and principal as well as any unscheduled prepayments on the underlying mortgage loans.

Ginnie Maes carry a guarantee as to the timely repayment of principal and interest that is backed by the full faith and credit of the U.S. government. The full faith and credit guarantee does not apply to the market prices and yields of the Ginnie Maes or to the net asset value or performance of the Fund, which will vary with changes in interest rates and other market conditions.

The Fund may also invest in other U.S. government securities, which are also backed by the full faith and credit of the U.S. government, such as U.S. Treasury STRIPS, bills, bonds and notes. The Fund's short-term investments include short-term government securities and cash. The Fund may also invest in repurchase agreements collateralized by U.S. government securities.

The Fund may purchase or sell mortgage-backed securities on a delayed delivery or forward commitment basis through the "to-be-announced" (TBA) market. With TBA transactions, the particular securities to be delivered are not identified at the trade date but the delivered securities must meet specified terms and standards (such as yield, duration, and credit quality).

In addition, the Fund may invest in mortgage dollar rolls. In a mortgage dollar roll, the Fund sells or buys mortgage-backed securities for delivery in the current month and simultaneously contracts to repurchase substantially similar (same type, coupon, and maturity) securities on a specified future date. During the period between the sale and repurchase, the Fund forgoes principal and interest paid on the mortgage-backed securities. The Fund earns money on a mortgage dollar roll from any difference between the sale price and the future purchase price, as well as the interest earned on the cash proceeds of the initial sale. The Fund will invest

only in covered mortgage dollar rolls, meaning that the Fund establishes a segregated account with liquid securities equal in value to the securities it will repurchase.

### Temporary Investments

When the investment manager believes market or economic conditions are unfavorable for investors, the investment manager may invest up to 100% of the Fund's assets in a temporary defensive manner by holding all or a substantial portion of its assets in cash, cash equivalents or other high quality short-term investments. Temporary defensive investments generally may include short-term U.S. government securities, high grade commercial paper, bank obligations, repurchase agreements, money market fund shares (including shares of an affiliated money market fund), and other money market instruments. The investment manager also may invest in these types of securities or hold cash while looking for suitable investment opportunities or to maintain liquidity. In these circumstances, the Fund may be unable to achieve its investment goal.

### Principal Risks

**Interest Rate:** Interest rate changes can be sudden and unpredictable, and are influenced by a number of factors, including government policy, monetary policy, inflation expectations, perceptions of risk, and supply of and demand for bonds. Changes in government or central bank policy, including changes in tax policy or changes in a central bank's implementation of specific policy goals, may have a substantial impact on interest rates. There can be no guarantee that any particular government or central bank policy will be continued, discontinued or changed, nor that any such policy will have the desired effect on interest rates. Debt securities generally tend to lose market value when interest rates rise and increase in value when interest rates fall. A rise in interest rates also has the potential to cause investors to rapidly sell fixed income securities. A substantial increase in interest rates may also have an adverse impact on the liquidity of a debt security, especially those with longer maturities or durations. Securities with longer maturities or durations or lower coupons or that make little (or no) interest payments before maturity tend to be more sensitive to interest rate changes.

**Prepayment:** Debt securities are subject to prepayment risk when the issuer can "call" the security, or repay principal, in whole or in part, prior to the security's maturity. When the Fund reinvests the prepayments of principal it receives, it may receive a rate of interest that is lower than the rate on the existing security, potentially lowering the Fund's income, yield and its distributions to shareholders. Securities subject to partial or complete prepayment(s) may offer less potential for gains during a declining interest rate environment and have greater price volatility. Prepayment risk is greater in periods of falling interest rates for fixed-rate

investments, and for floating or variable rate securities, rising interest rates generally increase the risk of refinancings or prepayments.

**Mortgage Securities:** Mortgage securities differ from conventional debt securities because principal is paid back over the life of the security rather than at maturity. The Fund may receive unscheduled prepayments of principal due to voluntary prepayments, refinancing or foreclosure on the underlying mortgage loans. To the Fund this means a loss of anticipated interest, and a portion of its principal investment represented by any premium the Fund may have paid. Mortgage prepayments generally increase when interest rates fall. Because of prepayments, mortgage securities may be less effective than some other types of debt securities as a means of "locking in" long-term interest rates and may have less potential for capital appreciation during periods of falling interest rates. When the Fund reinvests the prepayments of principal it receives, it may receive a rate of interest that is lower than the rate on the existing security.

Mortgage securities also are subject to extension risk. An unexpected rise in interest rates could reduce the rate of prepayments on mortgage securities and extend their life. This could cause the price of the mortgage securities and the Fund's share price to fall and would make the mortgage securities more sensitive to interest rate changes.

Since September 2008, the Federal Housing Finance Agency (FHFA), an agency of the U.S. government, has acted as the conservator to operate Fannie Mae and Freddie Mac until they are stabilized. It is unclear how long the conservatorship will last or what effect this conservatorship will have on the securities issued or guaranteed by Fannie Mae or Freddie Mac for the long-term.

**Extension:** The market value of some fixed rate debt securities (such as certain asset-backed and mortgage-backed securities) will be adversely affected when bond calls or prepayments on underlying mortgages or other assets are less or slower than anticipated, particularly when interest rates rise. When that occurs, the effective maturity date of the Fund's investment may be extended, resulting in an increase in interest rate sensitivity to that of a longer-term instrument. Such extension may also effectively lock-in a below market interest rate and reduce the value of the debt security.

**Ginnie Maes:** Ginnie Maes differ from conventional debt securities, such as Treasury securities, because principal is paid back monthly over the life of the security rather than at maturity. The Fund may receive unscheduled payments of principal due to voluntary prepayments, refinancing or foreclosure on the underlying mortgage loans. During periods of declining interest rates, the volume of principal prepayments generally increases as borrowers refinance their mortgages at lower rates. The Fund may be forced to reinvest returned principal at lower interest rates, reducing the Fund's income. For this reason, Ginnie Maes may be

less effective than some other types of securities as a means of "locking in" long-term interest rates and may have less potential for capital appreciation during periods of falling interest rates than some other investments with similar maturities. A reduction in the anticipated rate of principal prepayments, especially during periods of rising interest rates, may increase the effective maturity of Ginnie Maes, making them more susceptible than some other debt securities to a decline in market value when interest rates rise. This could increase the volatility of the Fund's performance and share price.

**Income:** The Fund's distributions to shareholders may decline when prevailing interest rates fall, when the Fund experiences defaults on debt securities it holds or when the Fund realizes a loss upon the sale of a debt security. The Fund's income generally declines during periods of falling benchmark interest rates because the Fund must reinvest the proceeds it receives from existing investments (upon their maturity, repayment, amortization, sale, call, or buy-back) at a lower rate of interest or return.

**Credit:** U.S. government investments generally have the least credit risk but are not completely free of credit risk. The Fund may incur losses on debt securities that are inaccurately perceived to present a different amount of credit risk by the market, the investment manager or the rating agencies than such securities actually do. Any downgrade of securities issued by the U.S. government may result in a downgrade of securities issued by its agencies or instrumentalities, including securities issued by Ginnie Mae. While securities issued by Ginnie Mae are backed by the full faith and credit of the U.S. Government, guarantees of principal and interest do not apply to market prices, yields or the Fund's share price.

**Management:** The Fund is actively managed and could experience losses (realized and unrealized) if the investment manager's judgment about markets, interest rates or the attractiveness, relative values, liquidity, or potential appreciation of particular investments made for the Fund's portfolio prove to be incorrect. The Fund could also experience losses if there are imperfections, errors or limitations in the models, tools, and data used by the investment manager or if the investment manager's techniques or investment decisions do not produce the desired results. Additionally, legislative, regulatory, or tax developments may affect the investment techniques available to the investment manager in connection with managing the Fund and may also adversely affect the ability of the Fund to achieve its investment goal.

**Market:** The market values of securities or other investments owned by the Fund will go up or down, sometimes rapidly or unpredictably. The Fund's investments may decline in value due to factors affecting individual issuers (such as the results of supply and demand), or sectors within the securities markets. The value of a security or other investment also may go up or down due to general market conditions that are not specifically related to a particular issuer, such as real or

perceived adverse economic conditions, changes in interest rates or exchange rates, or adverse investor sentiment generally. Furthermore, events involving limited liquidity, defaults, non-performance or other adverse developments that affect one industry, such as the financial services industry, or concerns or rumors about any events of these kinds, have in the past and may in the future lead to market-wide liquidity problems, may spread to other industries, and could negatively affect the value and liquidity of the Fund's investments. In addition, unexpected events and their aftermaths, such as the spread of diseases; natural, environmental or man-made disasters; financial, political or social disruptions; terrorism and war; and other tragedies or catastrophes, can cause investor fear and panic, which can adversely affect the economies of many companies, sectors, nations, regions and the market in general, in ways that cannot necessarily be foreseen. During a general downturn in the securities markets, multiple asset classes may decline in value. When markets perform well, there can be no assurance that securities or other investments held by the Fund will participate in or otherwise benefit from the advance.

The long-term impact of the COVID-19 pandemic and its subsequent variants on economies, markets, industries and individual issuers is not known. The U.S. government and the Federal Reserve, as well as certain foreign governments and central banks, took extraordinary actions to support local and global economies and the financial markets in response to the COVID-19 pandemic. This and other government intervention into the economy and financial markets have resulted in a large expansion of government deficits and debt, the long-term consequences of which are not known.

**When-Issued and Delayed Delivery Transactions:** Mortgage-backed securities may be issued on a when-issued or delayed delivery basis, where payment and delivery take place at a future date. Because the market price of the security may fluctuate during the time before payment and delivery, the Fund assumes the risk that the value of the security at delivery may be more or less than the purchase price.

**Mortgage Dollar Rolls:** In a mortgage dollar roll, the Fund takes the risk that the market price of the mortgage-backed securities will drop below their future purchase price. The Fund also takes the risk that the mortgage-backed securities that it repurchases at a later date will have less favorable market characteristics than the securities originally sold (e.g., greater prepayment risk). When the Fund uses a mortgage dollar roll, it is also subject to the risk that the other party to the agreement will not be able to perform. Mortgage dollar rolls add leverage to the Fund's portfolio and increase the Fund's sensitivity to interest rate changes. In addition, investment in mortgage dollar rolls will increase the Fund's portfolio turnover rate.

**Liquidity:** Liquidity risk exists when the markets for particular securities or types of securities or other investments are or become relatively illiquid so that the Fund is unable, or it becomes more difficult for the Fund, to sell the security or other investment at the price at which the Fund has valued the security. Illiquidity may result from political, economic or issuer specific events; supply/demand imbalances; changes in a specific market's size or structure, including the number of participants; or overall market disruptions. Securities or other investments with reduced liquidity or that become illiquid may involve greater risk than securities with more liquid markets. Market prices or quotations for illiquid securities may be volatile, and there may be large spreads between bid and ask prices. Reduced liquidity may have an adverse impact on market price and the Fund's ability to sell particular securities when necessary to meet the Fund's liquidity needs, which may arise or increase in response to a specific economic event or because the investment manager wishes to purchase particular investments or believes that a higher level of liquidity would be advantageous. An investment may become illiquid if the Fund and its affiliates receive material non-public information about the issuer or the investment. To the extent that the Fund and its affiliates hold a significant portion of an issuer's outstanding securities, the Fund may be subject to greater liquidity risk than if the issuer's securities were more widely held.

**Cybersecurity:** Cybersecurity incidents, both intentional and unintentional, may allow an unauthorized party to gain access to Fund assets, Fund or customer data (including private shareholder information), or proprietary information, cause the Fund, the investment manager, and/or their service providers (including, but not limited to, Fund accountants, custodians, sub-custodians, transfer agents and financial intermediaries) to suffer data breaches, data corruption or loss of operational functionality or prevent Fund investors from purchasing, redeeming or exchanging shares or receiving distributions. The investment manager has limited ability to prevent or mitigate cybersecurity incidents affecting third party service providers, and such third party service providers may have limited indemnification obligations to the Fund or the investment manager. Cybersecurity incidents may result in financial losses to the Fund and its shareholders, and substantial costs may be incurred in an effort to prevent or mitigate future cybersecurity incidents. Issuers of securities in which the Fund invests are also subject to cybersecurity risks, and the value of these securities could decline if the issuers experience cybersecurity incidents.

Because technology is frequently changing, new ways to carry out cyber attacks are always developing. Therefore, there is a chance that some risks have not been identified or prepared for, or that an attack may not be detected, which puts limitations on the Fund's ability to plan for or respond to a cyber attack. Like other funds and business enterprises, the Fund, the investment manager, and their



service providers are subject to the risk of cyber incidents occurring from time to time.

More detailed information about the Fund and its policies and risks can be found in the Fund's Statement of Additional Information (SAI).

A description of the Fund's policies and procedures regarding the release of portfolio holdings information is also available in the Fund's SAI. Portfolio holdings information can be viewed online at [www.franklintempleton.com](http://www.franklintempleton.com).

## Management

Franklin Advisers, Inc. (Advisers or investment manager), One Franklin Parkway, San Mateo, CA 94403-1906, is the Fund's investment manager. Advisers is a wholly-owned subsidiary of Franklin Resources, Inc. (Resources). Together, Advisers and its affiliates manage, as of December 31, 2024, approximately \$1.58 trillion in assets, and have been in the investment management business since 1947.

The Fund is managed by a team of dedicated professionals focused on investments in U.S. government securities. The portfolio managers of the team are as follows:

### **Paul Varunok Senior Vice President of Advisers**

Mr. Varunok has been a portfolio manager of the Fund since 2003. He joined Franklin Templeton in 2001.

### **Neil Dhruv Vice President of Advisers**

Mr. Dhruv has been a portfolio manager of the Fund since 2019. He joined Franklin Templeton in 2002.

### **Jatin Misra, Ph.D., CFA Portfolio Manager of Advisers**

Dr. Misra has been a portfolio manager of the Fund since September 2024. He joined Franklin Templeton in 2024. Prior to joining Franklin Templeton, Dr. Misra was a portfolio manager for Putnam Investment Management, LLC.

### **Michael V. Salm Portfolio Manager of Advisers**

Mr. Salm has been a portfolio manager of the Fund since September 2024. He joined Franklin Templeton in 2024. Prior to joining Franklin Templeton, Mr. Salm was a portfolio manager for Putnam Investment Management, LLC.

The portfolio managers of the Fund are jointly and primarily responsible for the day-to-day management of the Fund. Each portfolio manager has equal authority over all aspects of the Funds' investment portfolio, including but not limited to, purchases and sales of individual securities, portfolio risk assessment, and the management of daily cash balances in accordance with anticipated investment management requirements. The degree to which each portfolio manager may

perform these functions, and the nature of these functions, may change from time to time.

The Fund's SAI provides additional information about portfolio manager compensation, other accounts that they manage and their ownership of Fund shares.

The Fund pays Advisers a fee for managing the Fund's assets.

Advisers has agreed to reduce its fees to reflect reduced services resulting from the Fund's investments in Franklin Templeton affiliated funds. In addition, transfer agency fees on Class R6 shares of the Fund have been capped so that transfer agency fees for that class do not exceed 0.03%. These arrangements are expected to continue until January 31, 2026. During the terms, the fee waiver and expense reimbursement agreements may not be terminated or amended without approval of the board of trustees except to add series or classes, to reflect the extension of termination dates or to lower the waiver and expense limitation.

For the fiscal year ended September 30, 2024, the Fund paid Advisers an effective management fee of 0.45% of the Fund's average net assets for investment management services.

A discussion regarding the basis for the board of trustees' approval of the Fund's investment management agreement is available in the Fund's report on Form N-CSR for the period ended September 30, 2024.

### **Manager of Managers Structure**

The investment manager and the Trust have received an exemptive order from the SEC that allows the Fund to operate in a "manager of managers" structure whereby the investment manager can appoint and replace both wholly-owned and unaffiliated sub-advisors, and enter into, amend and terminate sub-advisory agreements with such sub-advisors, each subject to board approval but without obtaining prior shareholder approval (Manager of Managers Structure). The Fund will, however, inform shareholders of the hiring of any new sub-advisor within 90 days after the hiring. The SEC exemptive order provides the Fund with greater flexibility and efficiency and alleviates the need for the Fund to incur the expense and delays associated with obtaining shareholder approval of such sub-advisory agreements.

The use of the Manager of Managers Structure with respect to the Fund is subject to certain conditions that are set forth in the SEC exemptive order. Under the Manager of Managers Structure, the investment manager has the ultimate responsibility, subject to oversight by the Fund's board of trustees, to oversee sub-advisors and recommend their hiring, termination and replacement. The investment manager will also, subject to the review and approval of the Fund's board of trustees: set the Fund's overall investment strategy; evaluate, select and

recommend sub-advisors to manage all or a portion of the Fund's assets; and implement procedures reasonably designed to ensure that each sub-advisor complies with the Fund's investment goal, policies and restrictions. Subject to review by the Fund's board of trustees, the investment manager will allocate and, when appropriate, reallocate the Fund's assets among sub-advisors and monitor and evaluate the sub-advisors' performance.

## Financial Highlights

The Financial Highlights present the Fund's financial performance for the past five years or since its inception. Certain information reflects financial results for a single Fund share. The total returns represent the rate that an investor would have earned or lost on an investment in the Fund assuming reinvestment of dividends and capital gains. This information has been audited by PricewaterhouseCoopers LLP, an independent registered public accounting firm, whose report, along with the Fund's financial statements, are available on the Fund's website and are included in the Form N-CSR filed with the SEC, which is available upon request.

**Franklin U.S. Government Securities Fund - Class A**

	Year Ended September 30,				
	2024	2023	2022	2021	2020
Per share operating performance (for a share outstanding throughout the year)					
Net asset value, beginning of year	\$4.86	\$5.03	\$5.89	\$6.09	\$6.07
Income from investment operations <sup>a</sup> :					
Net investment income <sup>b</sup>	0.14	0.12	0.08	0.05	0.10
Net realized and unrealized gains (losses)	0.35	(0.14)	(0.81)	(0.12)	0.08
Total from investment operations	0.49	(0.02)	(0.73)	(0.07)	0.18
Less distributions from:					
Net investment income	(0.16)	(0.15)	(0.13)	(0.13)	(0.16)
<b>Net asset value, end of year</b>	<b>\$5.19</b>	<b>\$4.86</b>	<b>\$5.03</b>	<b>\$5.89</b>	<b>\$6.09</b>
Total return <sup>c</sup>	10.25%	(0.49)%	(12.50)%	(1.15)%	3.01%
Ratios to average net assets					
Expenses before waiver and payments by affiliates	0.85%	0.81%	0.87%	0.87%	0.89%
Expenses net of waiver and payments by affiliates	0.84%	0.80%	0.86% <sup>d</sup>	0.87% <sup>d,e</sup>	0.88% <sup>d</sup>
Net investment income	2.79%	2.45%	1.44%	0.79%	1.58%
Supplemental data					
Net assets, end of year (000's)	\$592,336	\$607,527	\$687,607	\$1,020,574	\$1,097,545
Portfolio turnover rate	30.97%	2.81%	53.63%	89.16%	65.54%

a. The amount shown for a share outstanding throughout the period may not correlate with the Statement of Operations for the period due to the timing of sales and repurchases of the Fund's shares in relation to income earned and/or fluctuating fair value of the investments of the Fund.

b. Based on average daily shares outstanding.

c. Total return does not reflect sales commissions or contingent deferred sales charges, if applicable.

d. Benefit of expense reduction rounds to less than 0.01%.

e. Benefit of waiver and payments by affiliates rounds to less than 0.01%.

## Franklin U.S. Government Securities Fund - Class A1

	Year Ended September 30,				
	2024	2023	2022	2021	2020
Per share operating performance (for a share outstanding throughout the year)					
Net asset value, beginning of year	\$4.86	\$5.03	\$5.90	\$6.09	\$6.07
Income from investment operations <sup>a</sup> :					
Net investment income <sup>b</sup>	0.15	0.13	0.09	0.05	0.10
Net realized and unrealized gains (losses)	0.36	(0.14)	(0.82)	(0.10)	0.09
Total from investment operations	0.51	(0.01)	(0.73)	(0.05)	0.19
Less distributions from:					
Net investment income	(0.17)	(0.16)	(0.14)	(0.14)	(0.17)
<b>Net asset value, end of year</b>	<b>\$5.20</b>	<b>\$4.86</b>	<b>\$5.03</b>	<b>\$5.90</b>	<b>\$6.09</b>
Total return <sup>c</sup>	10.58%	(0.38)%	(12.55)%	(0.89)%	3.09%
Ratios to average net assets					
Expenses before waiver and payments by affiliates	0.74%	0.70%	0.76%	0.77%	0.78%
Expenses net of waiver and payments by affiliates	0.74% <sup>d</sup>	0.69%	0.76% <sup>d,e</sup>	0.76% <sup>e</sup>	0.77% <sup>e</sup>
Net investment income	2.90%	2.55%	1.56%	0.90%	1.69%
Supplemental data					
Net assets, end of year (000's)	\$1,293,199	\$1,362,598	\$1,592,268	\$2,104,978	\$2,661,888
Portfolio turnover rate	30.97%	2.81%	53.63%	89.16%	65.54%

a. The amount shown for a share outstanding throughout the period may not correlate with the Statement of Operations for the period due to the timing of sales and repurchases of the Fund's shares in relation to income earned and/or fluctuating fair value of the investments of the Fund.

b. Based on average daily shares outstanding.

c. Total return does not reflect sales commissions or contingent deferred sales charges, if applicable.

d. Benefit of waiver and payments by affiliates rounds to less than 0.01%.

e. Benefit of expense reduction rounds to less than 0.01%.

**Franklin U.S. Government Securities Fund - Class C**

	Year Ended September 30,				
	2024	2023	2022	2021	2020
Per share operating performance (for a share outstanding throughout the year)					
Net asset value, beginning of year	\$4.82	\$5.00	\$5.85	\$6.04	\$6.03
Income from investment operations <sup>a</sup> :					
Net investment income <sup>b</sup>	0.12	0.10	0.06	0.02	0.07
Net realized and unrealized gains (losses)	0.35	(0.15)	(0.80)	(0.10)	0.08
Total from investment operations	0.47	(0.05)	(0.74)	(0.08)	0.15
Less distributions from:					
Net investment income	(0.14)	(0.13)	(0.11)	(0.11)	(0.14)
<b>Net asset value, end of year</b>	<b>\$5.15</b>	<b>\$4.82</b>	<b>\$5.00</b>	<b>\$5.85</b>	<b>\$6.04</b>
Total return <sup>c</sup>	9.88%	(1.12)%	(12.77)%	(1.41)%	2.43%
Ratios to average net assets					
Expenses before waiver and payments by affiliates	1.25%	1.21%	1.27%	1.27%	1.29%
Expenses net of waiver and payments by affiliates	1.24%	1.20%	1.26% <sup>d</sup>	1.27% <sup>d,e</sup>	1.28% <sup>d</sup>
Net investment income	2.39%	2.04%	1.04%	0.39%	1.18%
Supplemental data					
Net assets, end of year (000's)	\$43,646	\$60,693	\$116,145	\$196,643	\$354,483
Portfolio turnover rate	30.97%	2.81%	53.63%	89.16%	65.54%

a. The amount shown for a share outstanding throughout the period may not correlate with the Statement of Operations for the period due to the timing of sales and repurchases of the Fund's shares in relation to income earned and/or fluctuating fair value of the investments of the Fund.

b. Based on average daily shares outstanding.

c. Total return does not reflect sales commissions or contingent deferred sales charges, if applicable.

d. Benefit of expense reduction rounds to less than 0.01%.

e. Benefit of waiver and payments by affiliates rounds to less than 0.01%.

## Franklin U.S. Government Securities Fund - Class R

	Year Ended September 30,				
	2024	2023	2022	2021	2020
Per share operating performance (for a share outstanding throughout the year)					
Net asset value, beginning of year	\$4.86	\$5.03	\$5.89	\$6.09	\$6.07
Income from investment operations <sup>a</sup> :					
Net investment income <sup>b</sup>	0.13	0.11	0.07	0.03	0.08
Net realized and unrealized gains (losses)	0.35	(0.14)	(0.81)	(0.11)	0.08
Total from investment operations	0.48	(0.03)	(0.74)	(0.08)	0.16
Less distributions from:					
Net investment income	(0.15)	(0.14)	(0.12)	(0.12)	(0.14)
<b>Net asset value, end of year</b>	<b>\$5.19</b>	<b>\$4.86</b>	<b>\$5.03</b>	<b>\$5.89</b>	<b>\$6.09</b>
Total return	9.97%	(0.74)%	(12.72)%	(1.41)%	2.73%
Ratios to average net assets					
Expenses before waiver and payments by affiliates	1.10%	1.05%	1.12%	1.11%	1.13%
Expenses net of waiver and payments by affiliates	1.09%	1.05% <sup>c</sup>	1.11% <sup>d</sup>	1.11% <sup>c,d</sup>	1.12% <sup>d</sup>
Net investment income	2.54%	2.20%	1.20%	0.55%	1.34%
Supplemental data					
Net assets, end of year (000's)	\$13,803	\$14,078	\$15,476	\$19,513	\$27,746
Portfolio turnover rate	30.97%	2.81%	53.63%	89.16%	65.54%

a. The amount shown for a share outstanding throughout the period may not correlate with the Statement of Operations for the period due to the timing of sales and repurchases of the Fund's shares in relation to income earned and/or fluctuating fair value of the investments of the Fund.

b. Based on average daily shares outstanding.

c. Benefit of waiver and payments by affiliates rounds to less than 0.01%.

d. Benefit of expense reduction rounds to less than 0.01%.



## Franklin U.S. Government Securities Fund - Class R6

	Year Ended September 30,				
	2024	2023	2022	2021	2020
Per share operating performance (for a share outstanding throughout the year)					
Net asset value, beginning of year	\$4.88	\$5.06	\$5.92	\$6.12	\$6.10
Income from investment operations <sup>a</sup> :					
Net investment income <sup>b</sup>	0.16	0.14	0.10	0.07	0.12
Net realized and unrealized gains (losses)	0.36	(0.15)	(0.81)	(0.12)	0.08
Total from investment operations	0.52	(0.01)	(0.71)	(0.05)	0.20
Less distributions from:					
Net investment income	(0.18)	(0.17)	(0.15)	(0.15)	(0.18)
<b>Net asset value, end of year</b>	<b>\$5.22</b>	<b>\$4.88</b>	<b>\$5.06</b>	<b>\$5.92</b>	<b>\$6.12</b>
Total return	10.81%	(0.34)%	(12.11)%	(0.80)%	3.34%
Ratios to average net assets					
Expenses before waiver and payments by affiliates	0.51%	0.46%	0.50%	0.53%	0.54%
Expenses net of waiver and payments by affiliates	0.50%	0.45%	0.50% <sup>c,d</sup>	0.51% <sup>c</sup>	0.52% <sup>c</sup>
Net investment income	3.14%	2.80%	1.81%	1.15%	1.96%
Supplemental data					
Net assets, end of year (000's)	\$186,048	\$204,317	\$202,611	\$304,650	\$361,791
Portfolio turnover rate	30.97%	2.81%	53.63%	89.16%	65.54%

a. The amount shown for a share outstanding throughout the period may not correlate with the Statement of Operations for the period due to the timing of sales and repurchases of the Fund's shares in relation to income earned and/or fluctuating fair value of the investments of the Fund.

b. Based on average daily shares outstanding.

c. Benefit of expense reduction rounds to less than 0.01%.

d. Benefit of waiver and payments by affiliates rounds to less than 0.01%.

## Franklin U.S. Government Securities Fund - Advisor Class

	Year Ended September 30,				
	2024	2023	2022	2021	2020
Per share operating performance (for a share outstanding throughout the year)					
Net asset value, beginning of year	\$4.88	\$5.05	\$5.92	\$6.11	\$6.10
Income from investment operations <sup>a</sup> :					
Net investment income <sup>b</sup>	0.15	0.14	0.09	0.06	0.11
Net realized and unrealized gains (losses)	0.35	(0.15)	(0.81)	(0.10)	0.07
Total from investment operations	0.50	(0.01)	(0.72)	(0.04)	0.18
Less distributions from:					
Net investment income	(0.17)	(0.16)	(0.15)	(0.15)	(0.17)
<b>Net asset value, end of year</b>	<b>\$5.21</b>	<b>\$4.88</b>	<b>\$5.05</b>	<b>\$5.92</b>	<b>\$6.11</b>
Total return	10.48%	(0.24)%	(12.39)%	(0.74)%	3.23%
Ratios to average net assets					
Expenses before waiver and payments by affiliates	0.60%	0.55%	0.62%	0.62%	0.64%
Expenses net of waiver and payments by affiliates	0.59%	0.55% <sup>c</sup>	0.61% <sup>d</sup>	0.62% <sup>c,d</sup>	0.63% <sup>d</sup>
Net investment income	3.04%	2.70%	1.67%	1.04%	1.84%
Supplemental data					
Net assets, end of year (000's)	\$255,448	\$262,569	\$300,303	\$692,010	\$743,012
Portfolio turnover rate	30.97%	2.81%	53.63%	89.16%	65.54%

a. The amount shown for a share outstanding throughout the period may not correlate with the Statement of Operations for the period due to the timing of sales and repurchases of the Fund's shares in relation to income earned and/or fluctuating fair value of the investments of the Fund.

b. Based on average daily shares outstanding.

c. Benefit of waiver and payments by affiliates rounds to less than 0.01%.

d. Benefit of expense reduction rounds to less than 0.01%.

# Franklin Utilities Fund

## Investment Goal

The Fund's investment goals are capital appreciation and current income.

## Principal Investment Policies and Practices

Under normal market conditions, the Fund invests at least 80% of its net assets in the securities of public utilities companies. These are companies that provide electricity, natural gas, water, and communications services to the public and companies that provide services to public utilities companies. Shareholders will be given at least 60 days' advance notice of any change to the 80% policy regarding investment in securities of public utilities companies. The Fund concentrates (invests more than 25% of its total assets) in companies operating in the utilities industry.

The Fund searches for the best return opportunities available in the global utilities arena with a specific focus on the U.S. electricity and gas sector. Generally, the Fund seeks to invest in companies producing a high percentage of earnings from their regulated operations.

The Fund invests primarily in equity securities, which consist mainly of common stocks. An equity security represents a proportionate share, or the right to acquire a proportionate share, of the ownership of a company; its value is based on the success of the company's business and the value of its assets, as well as general market conditions. Common stocks, preferred stocks and convertible securities are examples of equity securities. A convertible security is generally a debt security or preferred stock that may be converted within a specified period of time into common stock of the same or a different issuer. The Fund may invest in convertible securities without regard to the ratings assigned by ratings services.

Alongside traditional financial and economic analyses, the investment manager assesses the potential impacts of material environmental, social and governance (ESG) factors on an issuer, which the investment manager believes provide a measure of the issuer's sustainability. In analyzing ESG factors, the investment manager assesses whether an issuer's practices pose a material financial risk or opportunity. Consideration of ESG factors and risks is only one component of the investment manager's assessment of eligible investments and may not be a determinative factor in the investment manager's final decision on whether to invest in a security. In addition, the weight given to ESG factors may vary across types of investments, industries, regions and issuers and ESG factors and weights considered may change over time. In certain circumstances, there may be times when not every investment is assessed for ESG factors and, when they are, not every ESG factor may be identified or evaluated.

## Temporary Investments

When the investment manager believes market or economic conditions are unfavorable for investors, the investment manager may invest up to 100% of the Fund's assets in a temporary defensive manner by holding all or a substantial portion of its assets in cash, cash equivalents or other high quality short-term investments. Temporary defensive investments generally may include short-term U.S. government securities, high grade commercial paper, bank obligations, repurchase agreements, money market fund shares (including shares of an affiliated money market fund), and other money market instruments. The investment manager also may invest in these types of securities or hold cash while looking for suitable investment opportunities or to maintain liquidity. In these circumstances, the Fund may be unable to achieve its investment goal.

## Principal Risks

**Utilities Industry:** Utility company equity securities historically have been sensitive to interest rate movements: when interest rates have risen, the stock prices of these companies have tended to fall.

The Fund's performance is closely tied to conditions affecting the public utilities industry. These conditions may change rapidly. Regulatory changes in certain states have led to greater competition in the industry and the emergence of non-regulated providers as a significant part of the industry, and could impact the operations of regulated providers and increase cost of compliance. While regulated providers tend to have regulated returns, non-regulated providers' returns are not regulated and generally are more volatile. These developments have reduced stability of cash flows in those states with non-regulated providers and could impact the short-term earnings potential of some in this industry. These trends have also made shares of some utility companies less sensitive to interest rate changes but more sensitive to changes in revenue and earnings and caused them to reduce the ratio of their earnings they pay out as dividends.

In addition, the industry is subject to a variety of risks specific to this industry: utilities may find it difficult to obtain adequate returns on invested capital in spite of rate increases or because rate increases become increasingly difficult to obtain; they may face difficulty in financing large construction programs during inflationary and rising interest rate periods; utilities are subject to many restrictions on operations and increased costs due to environmental and safety regulations; utilities may face difficulties in obtaining fuel sources, such as coal, for electric generation at reasonable prices; utilities may face risks associated with the operation of nuclear power plants (including litigation, issues associated with the use of radioactive materials and the effects of natural or man-made disasters); utilities may face greater demands in providing reliable service with the increasing complexity of the power grid; utilities also may be subject to adverse effects of the

results of energy conservation programs as well as other factors affecting the level of demand for services. The distribution side of the utilities industry faces increased operational costs related to the natural aging of equipment and the related costs required to provide maintenance, upgrades or replacements to such equipment to insure safe and reliable utility operations. State and other regulators monitor and control utility revenues and costs, and therefore may limit utility profits and dividends paid to investors. Regulatory authorities also may restrict a utility company's access to new markets, thereby diminishing the company's long-term prospects.

**Market:** The market values of securities or other investments owned by the Fund will go up or down, sometimes rapidly or unpredictably. The Fund's investments may decline in value due to factors affecting individual issuers (such as the results of supply and demand), or sectors within the securities markets. The value of a security or other investment also may go up or down due to general market conditions that are not specifically related to a particular issuer, such as real or perceived adverse economic conditions, changes in interest rates or exchange rates, or adverse investor sentiment generally. Furthermore, events involving limited liquidity, defaults, non-performance or other adverse developments that affect one industry, such as the financial services industry, or concerns or rumors about any events of these kinds, have in the past and may in the future lead to market-wide liquidity problems, may spread to other industries, and could negatively affect the value and liquidity of the Fund's investments. In addition, unexpected events and their aftermaths, such as the spread of diseases; natural, environmental or man-made disasters; financial, political or social disruptions; terrorism and war; and other tragedies or catastrophes, can cause investor fear and panic, which can adversely affect the economies of many companies, sectors, nations, regions and the market in general, in ways that cannot necessarily be foreseen. During a general downturn in the securities markets, multiple asset classes may decline in value. When markets perform well, there can be no assurance that securities or other investments held by the Fund will participate in or otherwise benefit from the advance.

The long-term impact of the COVID-19 pandemic and its subsequent variants on economies, markets, industries and individual issuers is not known. The U.S. government and the Federal Reserve, as well as certain foreign governments and central banks, took extraordinary actions to support local and global economies and the financial markets in response to the COVID-19 pandemic. This and other government intervention into the economy and financial markets have resulted in a large expansion of government deficits and debt, the long-term consequences of which are not known.

Stock prices tend to go up and down more dramatically than those of debt securities. A slower-growth or recessionary economic environment could have an adverse effect on the prices of the various stocks held by the Fund.

**Concentration:** To the extent the Fund concentrates in a specific industry, a group of industries, sector or type of investment, the Fund will carry much greater risks of adverse developments and price movements in such industries, sectors or investments than a fund that invests in a wider variety of industries, sectors or investments. There is also the risk that the Fund will perform poorly during a slump in demand for securities of companies in such industries or sectors.

**Interest Rate:** Interest rate changes can be sudden and unpredictable, and are influenced by a number of factors, including government policy, monetary policy, inflation expectations, perceptions of risk, and supply of and demand for bonds. Changes in government or central bank policy, including changes in tax policy or changes in a central bank's implementation of specific policy goals, may have a substantial impact on interest rates. There can be no guarantee that any particular government or central bank policy will be continued, discontinued or changed, nor that any such policy will have the desired effect on interest rates. Debt securities generally tend to lose market value when interest rates rise and increase in value when interest rates fall. A rise in interest rates also has the potential to cause investors to rapidly sell fixed income securities. A substantial increase in interest rates may also have an adverse impact on the liquidity of a debt security, especially those with longer maturities or durations. Securities with longer maturities or durations or lower coupons or that make little (or no) interest payments before maturity tend to be more sensitive to interest rate changes.

**Income:** The Fund's distributions to shareholders may decline when prevailing interest rates fall or when dividend income from investments in stocks decline.

**Foreign Securities (non-U.S.):** Investing in foreign securities typically involves more risks than investing in U.S. securities, including risks related to currency exchange rates and policies, country or government specific issues, less favorable trading practices or regulation and greater price volatility. Certain of these risks also may apply to securities of U.S. companies with significant foreign operations.

**Convertible Securities:** A convertible security is generally a debt obligation, preferred stock or other security that pays interest or dividends and may be converted by the holder within a specified period of time into common stock. The value of convertible securities may rise and fall with the market value of the underlying stock or, like a debt security, vary with changes in interest rates and the credit quality of the issuer. A convertible security tends to perform more like a stock when the underlying stock price is high relative to the conversion price (because more of the security's value resides in the option to convert) and more like a debt security when the underlying stock price is low relative to the conversion price.

(because the option to convert is less valuable). Because its value can be influenced by many different factors, a convertible security is not as sensitive to interest rate changes as a similar non-convertible debt security, and generally has less potential for gain or loss than the underlying stock.

**Management:** The Fund is actively managed and could experience losses (realized and unrealized) if the investment manager's judgment about markets, interest rates or the attractiveness, relative values, liquidity, or potential appreciation of particular investments made for the Fund's portfolio prove to be incorrect. The Fund could also experience losses if there are imperfections, errors or limitations in the models, tools, and data used by the investment manager or if the investment manager's techniques or investment decisions do not produce the desired results. Additionally, legislative, regulatory, or tax developments may affect the investment techniques available to the investment manager in connection with managing the Fund and may also adversely affect the ability of the Fund to achieve its investment goal.

**ESG Considerations:** ESG considerations are one of a number of factors that the investment manager examines when considering investments for the Fund's portfolio. In light of this, the issuers in which the Fund invests may not be considered ESG-focused issuers and may have lower or adverse ESG assessments. Consideration of ESG factors may affect the Fund's exposure to certain issuers or industries and may not work as intended. In addition, ESG considerations assessed as part of the Fund's investment process may vary across types of eligible investments and issuers. In certain circumstances, there may be times when not every investment is assessed for ESG factors and, when they are, not every ESG factor may be identified or evaluated. The investment manager's assessment of an issuer's ESG factors is subjective and will likely differ from that of investors, third party service providers (e.g., ratings providers) and other funds. As a result, securities selected by the investment manager may not reflect the beliefs and values of any particular investor. The investment manager also may be dependent on the availability of timely, complete and accurate ESG data reported by issuers and/or third-party research providers, the timeliness, completeness and accuracy of which is out of the investment manager's control. ESG factors are often not uniformly measured or defined, which could impact the investment manager's ability to assess an issuer. While the investment manager views ESG considerations as having the potential to contribute to the Fund's long-term performance, there is no guarantee that such results will be achieved.

**Cybersecurity:** Cybersecurity incidents, both intentional and unintentional, may allow an unauthorized party to gain access to Fund assets, Fund or customer data (including private shareholder information), or proprietary information, cause the Fund, the investment manager, and/or their service providers (including, but not limited to, Fund accountants, custodians, sub-custodians, transfer agents and

financial intermediaries) to suffer data breaches, data corruption or loss of operational functionality or prevent Fund investors from purchasing, redeeming or exchanging shares or receiving distributions. The investment manager has limited ability to prevent or mitigate cybersecurity incidents affecting third party service providers, and such third party service providers may have limited indemnification obligations to the Fund or the investment manager. Cybersecurity incidents may result in financial losses to the Fund and its shareholders, and substantial costs may be incurred in an effort to prevent or mitigate future cybersecurity incidents. Issuers of securities in which the Fund invests are also subject to cybersecurity risks, and the value of these securities could decline if the issuers experience cybersecurity incidents.

Because technology is frequently changing, new ways to carry out cyber attacks are always developing. Therefore, there is a chance that some risks have not been identified or prepared for, or that an attack may not be detected, which puts limitations on the Fund's ability to plan for or respond to a cyber attack. Like other funds and business enterprises, the Fund, the investment manager, and their service providers are subject to the risk of cyber incidents occurring from time to time.

More detailed information about the Fund and its policies and risks can be found in the Fund's Statement of Additional Information (SAI).

A description of the Fund's policies and procedures regarding the release of portfolio holdings information is also available in the Fund's SAI. Portfolio holdings information can be viewed online at [www.franklintempleton.com](http://www.franklintempleton.com).

## Management

Franklin Advisers, Inc. (Advisers or investment manager), One Franklin Parkway, San Mateo, CA 94403-1906, is the Fund's investment manager. Advisers is a wholly-owned subsidiary of Franklin Resources, Inc. (Resources). Together, Advisers and its affiliates manage, as of December 31, 2024, approximately \$1.58 trillion in assets, and have been in the investment management business since 1947.

The Fund is managed by a team of dedicated professionals focused on investments in public utilities companies. The portfolio managers of the team are as follows:

### **John Kohli, CFA Senior Vice President of Advisers**

Mr. Kohli has been a portfolio manager of the Fund since 1998, providing research and advice on the purchases and sales of individual securities, and portfolio risk assessment. He joined Franklin Templeton in 1992.

### **Blair Schmicker, CFA Vice President of Advisers**



Mr. Schmicker has been a portfolio manager of the Fund since 2009, providing research and advice on the purchases and sales of individual securities, and portfolio risk assessment. He joined Franklin Templeton in 2007.

As co-lead portfolio managers of the Fund, Messrs. Kohli and Schmicker are jointly and primarily responsible for the day-to-day management of the Fund's portfolio. They have equal authority over all aspects of the Fund's investment portfolio, including, but not limited to, purchases and sales of individual securities, portfolio risk assessment, and the management of daily cash balances in accordance with anticipated investment management requirements. The degree to which each portfolio manager may perform these functions, and the nature of these functions, may change from time to time.

CFA® and Chartered Financial Analyst® are trademarks owned by CFA Institute.

The Fund's SAI provides additional information about portfolio manager compensation, other accounts that they manage and their ownership of Fund shares.

The Fund pays Advisers a fee for managing the Fund's assets.

Advisers has agreed to reduce its fees to reflect reduced services resulting from the Fund's investments in Franklin Templeton affiliated funds. In addition, transfer agency fees on Class R6 shares of the Fund have been capped so that transfer agency fees for that class do not exceed 0.03%. These arrangements are expected to continue until January 31, 2026. During the terms, the fee waiver and expense reimbursement agreements may not be terminated or amended without approval of the board of trustees except to add series or classes, to reflect the extension of termination dates or to lower the waiver and expense limitation.

For the fiscal year ended September 30, 2024, the Fund paid Advisers an effective management fee of 0.46% of the Fund's average net assets for investment management services.

A discussion regarding the basis for the board of trustees' approval of the Fund's investment management agreement is available in the Fund's report on Form N-CSR for the period ended September 30, 2024.

### **Manager of Managers Structure**

The investment manager and the Trust have received an exemptive order from the SEC that allows the Fund to operate in a "manager of managers" structure whereby the investment manager can appoint and replace both wholly-owned and unaffiliated sub-advisors, and enter into, amend and terminate sub-advisory agreements with such sub-advisors, each subject to board approval but without obtaining prior shareholder approval (Manager of Managers Structure). The Fund will, however, inform shareholders of the hiring of any new sub-advisor within 90 days after the hiring. The SEC exemptive order provides the Fund with greater

flexibility and efficiency and alleviates the need for the Fund to incur the expense and delays associated with obtaining shareholder approval of such sub-advisory agreements.

The use of the Manager of Managers Structure with respect to the Fund is subject to certain conditions that are set forth in the SEC exemptive order. Under the Manager of Managers Structure, the investment manager has the ultimate responsibility, subject to oversight by the Fund's board of trustees, to oversee sub-advisors and recommend their hiring, termination and replacement. The investment manager will also, subject to the review and approval of the Fund's board of trustees: set the Fund's overall investment strategy; evaluate, select and recommend sub-advisors to manage all or a portion of the Fund's assets; and implement procedures reasonably designed to ensure that each sub-advisor complies with the Fund's investment goal, policies and restrictions. Subject to review by the Fund's board of trustees, the investment manager will allocate and, when appropriate, reallocate the Fund's assets among sub-advisors and monitor and evaluate the sub-advisors' performance.

## Financial Highlights

The Financial Highlights present the Fund's financial performance for the past five years or since its inception. Certain information reflects financial results for a single Fund share. The total returns represent the rate that an investor would have earned or lost on an investment in the Fund assuming reinvestment of dividends and capital gains. This information has been audited by PricewaterhouseCoopers LLP, an independent registered public accounting firm, whose report, along with the Fund's financial statements, are available on the Fund's website and are included in the Form N-CSR filed with the SEC, which is available upon request.

## Franklin Utilities Fund - Class A

	Year Ended September 30,				
	2024	2023	2022	2021	2020
Per share operating performance (for a share outstanding throughout the year)					
Net asset value, beginning of year	\$18.64	\$20.26	\$20.20	\$19.76	\$22.53
Income from investment operations <sup>a</sup> :					
Net investment income <sup>b</sup>	0.52	0.49	0.46	0.43	0.51
Net realized and unrealized gains (losses)	6.74	(1.33)	0.67	1.94	(2.43)
Total from investment operations	7.26	(0.84)	1.13	2.37	(1.92)
Less distributions from:					
Net investment income	(0.49)	(0.47)	(0.47)	(0.52)	(0.50)
Net realized gains	(0.74)	(0.31)	(0.60)	(1.41)	(0.35)
Total distributions	(1.23)	(0.78)	(1.07)	(1.93)	(0.85)
<b>Net asset value, end of year</b>	<b>\$24.67</b>	<b>\$18.64</b>	<b>\$20.26</b>	<b>\$20.20</b>	<b>\$19.76</b>
Total return <sup>c</sup>	40.74%	(4.55)%	5.56%	12.29%	(8.68)%
Ratios to average net assets					
Expenses <sup>d</sup>	0.81%	0.81% <sup>e</sup>	0.82% <sup>e</sup>	0.82% <sup>e</sup>	0.83% <sup>e</sup>
Net investment income	2.54%	2.34%	2.08%	2.10%	2.46%
Supplemental data					
Net assets, end of year (000's)	\$1,386,488	\$1,116,740	\$1,200,671	\$982,201	\$742,188
Portfolio turnover rate	6.80%	4.43%	5.66%	5.18%	12.19%

a. The amount shown for a share outstanding throughout the period may not correlate with the Statement of Operations for the period due to the timing of sales and repurchases of the Fund's shares in relation to income earned and/or fluctuating fair value of the investments of the Fund.

b. Based on average daily shares outstanding.

c. Total return does not reflect sales commissions or contingent deferred sales charges, if applicable.

d. Benefit of waiver and payments by affiliates rounds to less than 0.01%.

e. Benefit of expense reduction rounds to less than 0.01%.

## Franklin Utilities Fund - Class A1

	Year Ended September 30,				
	2024	2023	2022	2021	2020
Per share operating performance (for a share outstanding throughout the year)					
Net asset value, beginning of year	\$18.65	\$20.27	\$20.21	\$19.77	\$22.54
Income from investment operations <sup>a</sup> :					
Net investment income <sup>b</sup>	0.54	0.50	0.47	0.45	0.52
Net realized and unrealized gains (losses)	6.74	(1.31)	0.68	1.94	(2.41)
Total from investment operations	7.28	(0.81)	1.15	2.39	(1.89)
Less distributions from:					
Net investment income	(0.51)	(0.50)	(0.49)	(0.54)	(0.53)
Net realized gains	(0.74)	(0.31)	(0.60)	(1.41)	(0.35)
Total distributions	(1.25)	(0.81)	(1.09)	(1.95)	(0.88)
<b>Net asset value, end of year</b>	<b>\$24.68</b>	<b>\$18.65</b>	<b>\$20.27</b>	<b>\$20.21</b>	<b>\$19.77</b>
Total return <sup>c</sup>	40.85%	(4.45)%	5.67%	12.40%	(8.59)%
Ratios to average net assets					
Expenses <sup>d</sup>	0.71%	0.71% <sup>e</sup>	0.72% <sup>e</sup>	0.72% <sup>e</sup>	0.73% <sup>e</sup>
Net investment income	2.65%	2.42%	2.16%	2.20%	2.50%
Supplemental data					
Net assets, end of year (000's)	\$3,373,642	\$2,752,653	\$3,230,150	\$3,321,370	\$3,388,126
Portfolio turnover rate	6.80%	4.43%	5.66%	5.18%	12.19%

a. The amount shown for a share outstanding throughout the period may not correlate with the Statement of Operations for the period due to the timing of sales and repurchases of the Fund's shares in relation to income earned and/or fluctuating fair value of the investments of the Fund.

b. Based on average daily shares outstanding.

c. Total return does not reflect sales commissions or contingent deferred sales charges, if applicable.

d. Benefit of waiver and payments by affiliates rounds to less than 0.01%.

e. Benefit of expense reduction rounds to less than 0.01%.

## Franklin Utilities Fund - Class C

	Year Ended September 30,				
	2024	2023	2022	2021	2020
Per share operating performance (for a share outstanding throughout the year)					
Net asset value, beginning of year	\$18.53	\$20.14	\$20.09	\$19.65	\$22.42
Income from investment operations <sup>a</sup> :					
Net investment income <sup>b</sup>	0.43	0.39	0.36	0.34	0.41
Net realized and unrealized gains (losses)	6.70	(1.30)	0.67	1.95	(2.41)
Total from investment operations	7.13	(0.91)	1.03	2.29	(2.00)
Less distributions from:					
Net investment income	(0.41)	(0.39)	(0.38)	(0.44)	(0.42)
Net realized gains	(0.74)	(0.31)	(0.60)	(1.41)	(0.35)
Total distributions	(1.15)	(0.70)	(0.98)	(1.85)	(0.77)
<b>Net asset value, end of year</b>	<b>\$24.51</b>	<b>\$18.53</b>	<b>\$20.14</b>	<b>\$20.09</b>	<b>\$19.65</b>
Total return <sup>c</sup>	40.18%	(4.91)%	5.11%	11.91%	(9.10)%
Ratios to average net assets					
Expenses <sup>d</sup>	1.21%	1.21% <sup>e</sup>	1.22% <sup>e</sup>	1.22% <sup>e</sup>	1.23% <sup>e</sup>
Net investment income	2.13%	1.90%	1.66%	1.69%	1.98%
Supplemental data					
Net assets, end of year (000's)	\$214,725	\$218,134	\$302,959	\$350,553	\$537,808
Portfolio turnover rate	6.80%	4.43%	5.66%	5.18%	12.19%

a. The amount shown for a share outstanding throughout the period may not correlate with the Statement of Operations for the period due to the timing of sales and repurchases of the Fund's shares in relation to income earned and/or fluctuating fair value of the investments of the Fund.

b. Based on average daily shares outstanding.

c. Total return does not reflect sales commissions or contingent deferred sales charges, if applicable.

d. Benefit of waiver and payments by affiliates rounds to less than 0.01%.

e. Benefit of expense reduction rounds to less than 0.01%.

## Franklin Utilities Fund - Class R

	Year Ended September 30,				
	2024	2023	2022	2021	2020
Per share operating performance (for a share outstanding throughout the year)					
Net asset value, beginning of year	\$18.56	\$20.17	\$20.12	\$19.68	\$22.45
Income from investment operations <sup>a</sup> :					
Net investment income <sup>b</sup>	0.47	0.43	0.40	0.38	0.44
Net realized and unrealized gains (losses)	6.70	(1.31)	0.67	1.94	(2.41)
Total from investment operations	7.17	(0.88)	1.07	2.32	(1.97)
Less distributions from:					
Net investment income	(0.44)	(0.42)	(0.42)	(0.47)	(0.45)
Net realized gains	(0.74)	(0.31)	(0.60)	(1.41)	(0.35)
Total distributions	(1.18)	(0.73)	(1.02)	(1.88)	(0.80)
<b>Net asset value, end of year</b>	<b>\$24.55</b>	<b>\$18.56</b>	<b>\$20.17</b>	<b>\$20.12</b>	<b>\$19.68</b>
Total return	40.36%	(4.76)%	5.26%	12.06%	(8.95)%
Ratios to average net assets					
Expenses <sup>c</sup>	1.06%	1.06% <sup>d</sup>	1.07% <sup>d</sup>	1.07% <sup>d</sup>	1.08% <sup>d</sup>
Net investment income	2.29%	2.08%	1.83%	1.85%	2.15%
Supplemental data					
Net assets, end of year (000's)	\$105,849	\$89,085	\$103,579	\$83,441	\$84,488
Portfolio turnover rate	6.80%	4.43%	5.66%	5.18%	12.19%

a. The amount shown for a share outstanding throughout the period may not correlate with the Statement of Operations for the period due to the timing of sales and repurchases of the Fund's shares in relation to income earned and/or fluctuating fair value of the investments of the Fund.

b. Based on average daily shares outstanding.

c. Benefit of waiver and payments by affiliates rounds to less than 0.01%.

d. Benefit of expense reduction rounds to less than 0.01%.

## Franklin Utilities Fund - Class R6

	Year Ended September 30,				
	2024	2023	2022	2021	2020
Per share operating performance (for a share outstanding throughout the year)					
Net asset value, beginning of year	\$18.84	\$20.47	\$20.40	\$19.93	\$22.73
Income from investment operations <sup>a</sup> :					
Net investment income <sup>b</sup>	0.59	0.56	0.54	0.50	0.58
Net realized and unrealized gains (losses)	6.81	(1.34)	0.67	1.96	(2.46)
Total from investment operations	7.40	(0.78)	1.21	2.46	(1.88)
Less distributions from:					
Net investment income	(0.55)	(0.54)	(0.54)	(0.58)	(0.57)
Net realized gains	(0.74)	(0.31)	(0.60)	(1.41)	(0.35)
Total distributions	(1.29)	(0.85)	(1.14)	(1.99)	(0.92)
<b>Net asset value, end of year</b>	<b>\$24.95</b>	<b>\$18.84</b>	<b>\$20.47</b>	<b>\$20.40</b>	<b>\$19.93</b>
Total return	41.15%	(4.24)%	5.90%	12.71%	(8.44)%
Ratios to average net assets					
Expenses before waiver and payments by affiliates	0.52%	0.52%	0.54%	0.58%	0.56%
Expenses net of waiver and payments by affiliates	0.50%	0.49% <sup>c</sup>	0.50% <sup>c</sup>	0.50% <sup>c</sup>	0.50% <sup>c</sup>
Net investment income	2.85%	2.64%	2.41%	2.42%	2.75%
Supplemental data					
Net assets, end of year (000's)	\$271,797	\$187,585	\$223,710	\$153,969	\$144,079
Portfolio turnover rate	6.80%	4.43%	5.66%	5.18%	12.19%

a. The amount shown for a share outstanding throughout the period may not correlate with the Statement of Operations for the period due to the timing of sales and repurchases of the Fund's shares in relation to income earned and/or fluctuating fair value of the investments of the Fund.

b. Based on average daily shares outstanding.

c. Benefit of expense reduction rounds to less than 0.01%.



**Franklin Utilities Fund - Advisor Class**

	Year Ended September 30,				
	2024	2023	2022	2021	2020
Per share operating performance (for a share outstanding throughout the year)					
Net asset value, beginning of year	\$18.84	\$20.47	\$20.40	\$19.93	\$22.73
Income from investment operations <sup>a</sup> :					
Net investment income <sup>b</sup>	0.58	0.54	0.52	0.48	0.56
Net realized and unrealized gains (losses)	6.82	(1.33)	0.68	1.97	(2.46)
Total from investment operations	7.40	(0.79)	1.20	2.45	(1.90)
Less distributions from:					
Net investment income	(0.54)	(0.53)	(0.53)	(0.57)	(0.55)
Net realized gains	(0.74)	(0.31)	(0.60)	(1.41)	(0.35)
Total distributions	(1.28)	(0.84)	(1.13)	(1.98)	(0.90)
<b>Net asset value, end of year</b>	<b>\$24.96</b>	<b>\$18.84</b>	<b>\$20.47</b>	<b>\$20.40</b>	<b>\$19.93</b>
Total return	41.12%	(4.31)%	5.82%	12.62%	(8.51)%
Ratios to average net assets					
Expenses <sup>c</sup>	0.56%	0.56% <sup>d</sup>	0.57% <sup>d</sup>	0.57% <sup>d</sup>	0.58% <sup>d</sup>
Net investment income	2.79%	2.57%	2.32%	2.35%	2.66%
Supplemental data					
Net assets, end of year (000's)	\$1,366,364	\$1,134,602	\$1,383,667	\$1,200,859	\$1,179,002
Portfolio turnover rate	6.80%	4.43%	5.66%	5.18%	12.19%

a. The amount shown for a share outstanding throughout the period may not correlate with the Statement of Operations for the period due to the timing of sales and repurchases of the Fund's shares in relation to income earned and/or fluctuating fair value of the investments of the Fund.

b. Based on average daily shares outstanding.

c. Benefit of waiver and payments by affiliates rounds to less than 0.01%.

d. Benefit of expense reduction rounds to less than 0.01%.

## Distributions and Taxes

The information is provided with respect to each Fund (hereafter the "Fund").

### Income and Capital Gain Distributions

As a regulated investment company, the Fund generally pays no federal income tax on the income and gains it distributes to you. The Fund intends to pay income dividends from its net investment income as follows:

- The Income and U.S. Government Securities Funds: monthly
- The Utilities Fund: quarterly
- The Growth and DynaTech Funds: at least annually

Capital gains, if any, may be paid at least annually. The Fund may distribute income dividends and capital gains more frequently, if necessary, in order to reduce or eliminate federal excise or income taxes on the Fund. The amount of any distribution will vary, and there is no guarantee the Fund will pay either income dividends or capital gain distributions. Your income dividends and capital gain distributions will be automatically reinvested in additional shares at NAV unless you elect to receive them in cash.

**Annual statements.** After the close of each calendar year, you will receive tax information from the Fund with respect to the federal income tax treatment of the Fund's distributions and any taxable sales or exchanges of Fund shares occurring during the prior calendar year. If the Fund finds it necessary to reclassify its distributions or adjust the cost basis of any covered shares sold or exchanged after you receive your tax information, the Fund will send you revised tax information. Distributions declared in October, November or December to shareholders of record in such month and paid in January are taxable as if they were paid in December. Additional tax information about the Fund's distributions is available at [www.franklintempleton.com](http://www.franklintempleton.com).

**Avoid "buying a dividend."** At the time you purchase your Fund shares, the Fund's net asset value may reflect undistributed income, undistributed capital gains, or net unrealized appreciation in the value of the portfolio securities held by the Fund. For taxable investors, a subsequent distribution to you of such amounts, although constituting a return of your investment, would be taxable. Buying shares in the Fund just before it declares an income dividend or capital gain distribution is sometimes known as "buying a dividend."

### Tax Considerations

If you are a taxable investor, Fund distributions are generally taxable to you as ordinary income, capital gains or some combination of both, as follows:

- The Growth and Utilities Funds: ordinary income or capital gains

- The Income and U.S. Government Securities Funds: primarily ordinary income
- The DynaTech Fund: primarily capital gains

This is the case whether you reinvest your distributions in additional Fund shares or receive them in cash.

**Dividend income.** Income dividends are generally subject to tax at ordinary rates. Income dividends reported by the Fund to shareholders as qualified dividend income may be subject to tax by individuals at reduced long-term capital gains tax rates provided certain holding period requirements are met. Because the U.S. Government Securities Fund invests primarily in debt securities, it is expected that either none or only a small portion of its income dividends may be qualified dividends. A return-of-capital distribution is generally not taxable but will reduce the cost basis of your shares, and will result in a higher capital gain or a lower capital loss when you later sell your shares.

**Capital gains.** Fund distributions of short-term capital gains are also subject to tax at ordinary rates. Fund distributions of long-term capital gains are taxable at the reduced long-term capital gains rates no matter how long you have owned your Fund shares. For single individuals with taxable income not in excess of \$48,350 in 2025 (\$96,700 for married individuals filing jointly), the long-term capital gains tax rate is 0%. For single individuals and joint filers with taxable income in excess of these amounts but not more than \$533,400 or \$600,050, respectively, the long-term capital gains tax rate is 15%. The rate is 20% for single individuals with taxable income in excess of \$533,400 and married individuals filing jointly with taxable income in excess of \$600,050. An additional 3.8% Medicare tax may also be imposed as discussed below.

**Sales of Fund shares.** When you sell your shares in the Fund, or exchange them for shares of a different Franklin Templeton or Legg Mason fund, you will generally recognize a taxable capital gain or loss. If you have owned your Fund shares for more than one year, any net long-term capital gains will qualify for the reduced rates of taxation on long-term capital gains. An exchange of your shares in one class of the Fund for shares of another class of the same Fund is not taxable and no gain or loss will be reported on the transaction.

**Cost basis reporting.** If you acquire shares in the Fund on or after January 1, 2012, generally referred to as “covered shares,” and sell or exchange them after that date, the Fund is generally required to report cost basis information to you and the IRS annually. The Fund will compute the cost basis of your covered shares using the average cost method, the Fund’s “default method,” unless you contact the Fund to select a different method, or choose to specifically identify your shares at the time of each sale or exchange. If your account is held by your financial advisor or other broker-dealer, that firm may select a different default method. In these cases, please contact the firm to obtain information with respect to the

available methods and elections for your account. Shareholders should carefully review the cost basis information provided by the Fund and make any additional basis, holding period or other adjustments that are required when reporting these amounts on their federal and state income tax returns. Additional information about cost basis reporting is available at [www.franklintempleton.com/costbasis](http://www.franklintempleton.com/costbasis).

**Medicare tax.** An additional 3.8% Medicare tax is imposed on certain net investment income (including ordinary dividends and capital gain distributions received from the Fund and net gains from redemptions or other taxable dispositions of Fund shares) of U.S. individuals, estates and trusts to the extent that such person's "modified adjusted gross income" (in the case of an individual) or "adjusted gross income" (in the case of an estate or trust) exceeds a threshold amount. Any liability for this additional Medicare tax is reported on, and paid with, your federal income tax return.

**Backup withholding.** A shareholder may be subject to backup withholding on any distributions of income capital gains or proceeds from the sale or exchange of Fund shares if the shareholder has provided either an incorrect tax identification number or no number at all, is subject to backup withholding by the IRS for failure to properly report payments of interest or dividends, has failed to certify that the shareholder is not subject to backup withholding, or has not certified that the shareholder is a U.S. person (including a U.S. resident alien). The backup withholding rate is currently 24%. State backup withholding may also apply.

**State and local taxes.** Distributions of ordinary income and capital gains, and gains from the sale of your Fund shares, are generally subject to state and local taxes.

**Non-U.S. investors.** Non-U.S. investors may be subject to U.S. withholding tax at 30% or a lower treaty rate on Fund dividends of ordinary income. Non-U.S. investors may be subject to U.S. estate tax on the value of their shares. They are subject to special U.S. tax certification requirements to avoid backup withholding, claim any exemptions from withholding and claim any treaty benefits. Exemptions from U.S. withholding tax are generally provided for capital gains realized on the sale of Fund shares, capital gain dividends paid by the Fund from net long-term capital gains, short-term capital gain dividends paid by the Fund from net short-term capital gains and interest-related dividends paid by the Fund from its qualified net interest income from U.S. sources. However, notwithstanding such exemptions from U.S. withholding tax at source, any such dividends and distributions of income and capital gains will be subject to backup withholding at a rate of 24% if you fail to properly certify that you are not a U.S. person.

**Other reporting and withholding requirements.** Payments to a shareholder that is either a foreign financial institution or a non-financial foreign entity within the meaning of the Foreign Account Tax Compliance Act (FATCA) may be subject to a

30% withholding tax on income dividends paid by the Fund. The FATCA withholding tax generally can be avoided by such foreign entity if it provides the Fund, and in some cases, the IRS, information concerning the ownership of certain foreign financial accounts or other appropriate certifications or documentation concerning its status under FATCA. The Fund may be required to report certain shareholder account information to the IRS, non-U.S. taxing authorities or other parties to comply with FATCA.

**Other tax information.** This discussion of "Distributions and Taxes" is for general information only and is not tax advice. You should consult your own tax advisor regarding your particular circumstances, and about any federal, state, local and foreign tax consequences before making an investment in the Fund. Additional information about the tax consequences of investing in the Fund may be found in the SAI.

# Your Account

## Choosing a Share Class

Each class has its own sales charge and expense structure, allowing you to choose the class that best meets your situation. Some share classes may not be offered by certain financial intermediaries. Your financial intermediary or investment representative (financial advisor) can help you decide which class is best for you. Investors may purchase Class C or Class R shares only for Fund accounts on which they have appointed an investment representative (financial advisor) of record. Investors who have not appointed an investment representative (financial advisor) to existing Class C or Class R share Fund accounts may not make additional purchases to those accounts but may exchange their shares for shares of a Franklin Templeton and Legg Mason fund that offers Class C or Class R shares. Dividend and capital gain distributions may continue to be reinvested in existing Class C or Class R share Fund accounts. These provisions do not apply to Employer Sponsored Retirement Plans.

Class A	Class C	Class R	Class R6	Advisor Class
Initial sales charge of 5.50% or less (DynaTech Fund and Growth Fund). Initial sales charge of 3.75% or less (Income Fund, U.S. Government Securities Fund and Utilities Fund)	No initial sales charge	No initial sales charge	See "Qualified Investors - Class R6" below	See "Qualified Investors - Advisor Class" below
Deferred sales charge of 1% on purchases of \$1 million or more sold within 18 months (DynaTech Fund and Growth Fund) and 1% on purchases of \$500,000 or more sold within 18 months (Income Fund, U.S. Government Securities Fund and Utilities Fund)	Deferred sales charge of 1% on shares you sell within 12 months	Deferred sales charge is not applicable		

Lower annual expenses than Class C and Class R due to lower distribution fees	Higher annual expenses than Class A and Class R due to higher distribution fees. Automatic conversion to Class A shares after approximately eight years, reducing future annual expenses.	Higher annual expenses than Class A due to higher distribution fees (lower than Class C). No conversion to Class A shares, so annual expenses do not decrease.
---	---	--

The Income, U.S. Government and Utilities Funds began offering Class A shares on September 10, 2018.

Class A1 shares were closed to new investors effective at the close of market on September 7, 2018. Existing investors who had an open and funded account as of that date will be able to continue to invest in Class A1 shares of the Fund through reinvestment of dividends, exchanges and additional purchases after such date. Employer sponsored retirement plans, benefit plans, or discretionary allocation programs that have Class A1 shares of a Fund available to participants or clients on or before September 7, 2018, may continue to open accounts for new participants in such share class and purchase additional shares in existing participant accounts.

### **Class A, A1, C & R**

**The availability of certain sales charge waivers and discounts may depend on whether you purchase your shares directly from the Fund or through a financial intermediary. Different intermediaries may impose different sales charges (including potential reductions in or waivers of sales charges) other than those listed below. Such intermediary-specific sales charge variations are described in Appendix A to this prospectus, entitled "Intermediary Sales Charge Discounts and Waivers." Appendix A is incorporated herein by reference (is legally a part of this prospectus).**

**In all instances, it is the purchaser's responsibility to notify the Fund or the purchaser's financial intermediary at the time of purchase of any relationship or other facts qualifying the purchaser for sales charge waivers or discounts. For waivers and discounts not available through a particular intermediary, shareholders will have to purchase Fund shares directly from the Fund or through another intermediary to receive these waivers or discounts.**

**As noted above, the availability of certain share classes and/or shareholder privileges or services described in this prospectus will depend on the policies, procedures and trading platforms of your financial intermediary. Accordingly, you may be invested through your financial intermediary in a share class that has higher annual fees and expenses than other share classes offered in this prospectus, which will have an adverse impact on**

**your investment return. The Fund is not responsible for any additional share class eligibility requirements, investment minimums, exchange privileges, or other policies imposed by financial intermediaries or for notifying shareholders of any changes to them. It is the responsibility of the financial intermediary (and not the Fund) to ensure that you obtain proper financial intermediary-specific waivers, discounts, investment minimums, minimum account balances and other special arrangements and that you are placed in the proper share class for which you are eligible through your financial intermediary. Please consult your financial adviser to consider your options, including your eligibility to qualify for the share classes and/or shareholder privileges or services described in this prospectus.**

### **Sales Charges - Class A (DynaTech and Growth Funds)**

when you invest this amount	the sales charge makes up this % of the offering price <sup>1</sup>	which equals this % of your net investment <sup>1</sup>
Under \$25,000	5.50	5.82
\$25,000 but under \$50,000	5.25	5.54
\$50,000 but under \$100,000	4.50	4.71
\$100,000 but under \$250,000	3.50	3.63
\$250,000 but under \$500,000	2.50	2.56
\$500,000 but under \$750,000	2.00	2.04
\$750,000 but under \$1 million	1.50	1.52
\$1 million or more	0.00	0.00

<sup>1</sup> The dollar amount of the sales charge is the difference between the offering price of the shares purchased (which factors in the applicable sales charge in this table) and the net asset value of those shares. Since the offering price is calculated to two decimal places using standard rounding criteria, the number of shares purchased and the dollar amount of the sales charge as a percentage of the offering price and of your net investment may be higher or lower depending on whether there was a downward or upward rounding.

### **Sales Charges - Class A & A1 (Income, U.S. Government Securities and Utilities Funds)**

when you invest this amount	the sales charge makes up this % of the offering price <sup>1</sup>	which equals this % of your net investment <sup>1</sup>
Under \$100,000	3.75	3.90
\$100,000 but under \$250,000	3.25	3.36
\$250,000 but under \$500,000	2.25	2.30
\$500,000 or more	0.00	0.00

<sup>1</sup> The dollar amount of the sales charge is the difference between the offering price of the shares purchased (which factors in the applicable sales charge in this table) and the net asset value of those shares. Since the offering price is calculated to two decimal places using standard rounding criteria, the number of shares purchased and the dollar amount of the sales charge as a percentage of the offering price and of your net investment may be higher or lower depending on whether there was a downward or upward rounding.



## Sales Charge Reductions

**Quantity discounts.** We offer two ways for you to combine your current purchase of Class A and/or Class A1 Fund shares with other existing Franklin Templeton and Legg Mason fund share holdings that might enable you to qualify for a lower sales charge with your current purchase. You can qualify for a lower sales charge when you reach certain "sales charge breakpoints." Sales charge and quantity discount information is also available free of charge at [www.franklintempleton.com/investments/resources/sales-charges-and-breakpoints](http://www.franklintempleton.com/investments/resources/sales-charges-and-breakpoints). This web page can also be reached at [www.franklintempleton.com](http://www.franklintempleton.com) by clicking "Sales Charges and Breakpoints" under the "Investments" tab.

**1. Cumulative quantity discount** - lets you combine certain existing holdings of Franklin Templeton and Legg Mason fund shares - referred to as "cumulative quantity discount eligible shares" - with your current purchase of Class A and/or Class A1 shares to determine if you qualify for a sales charge breakpoint.

Cumulative quantity discount eligible shares are Franklin Templeton and Legg Mason fund shares registered to (or held by a financial intermediary for):

- You, individually;
- Your "family member," defined as your spouse or domestic partner, as recognized by applicable state law, and your children under the age of 21;
- You jointly with one or more family members;
- You jointly with another person(s) who is (are) not family members if that other person has not included the value of the jointly-owned shares as cumulative quantity discount eligible shares for purposes of that person's separate investments in Franklin Templeton and Legg Mason fund shares;
- A Coverdell Education Savings account for which you or a family member is the identified responsible person;
- A trustee/custodian of an IRA (which includes a Roth IRA and an employer sponsored IRA such as a SIMPLE IRA) or your non-ERISA covered 403(b) plan account, if the shares are registered/recorded under your or a family member's Social Security number;
- A 529 college savings plan over which you or a family member has investment discretion and control;
- Any entity over which you or a family member has (have) individual or shared authority, as principal, has investment discretion and control (for example, an UGMA/UTMA account for a child on which you or a family member is the custodian, a trust on which you or a family member is the trustee, a business account [not to include retirement plans] for your solely owned business [or the

solely owned business of a family member] on which you or a family member is the authorized signer);

- A trust established by you or a family member as grantor.

Franklin Templeton and Legg Mason fund shares held through an administrator or trustee/custodian of an Employer Sponsored Retirement Plan (see definition below) such as a 401(k) plan and shares of such funds offered through separately managed accounts that are managed by a Franklin Templeton affiliate do not qualify for a cumulative quantity discount.

Franklin Templeton and Legg Mason fund assets held in multiple Employer Sponsored Retirement Plans may be combined in order to qualify for sales charge breakpoints at the plan level if the plans are sponsored by the same employer.

If you believe there are cumulative quantity discount eligible shares that can be combined with your current purchase to achieve a sales charge breakpoint (for example, shares held in a different broker-dealer's brokerage account or with a bank or an investment advisor), it is your responsibility to specifically identify those shares to your financial advisor at the time of your purchase (including at the time of any future purchase). It may be necessary for you to provide your financial advisor with information and records (including account statements) of all relevant accounts invested in the Franklin Templeton and Legg Mason funds. If you have not designated a financial advisor associated with your Franklin Templeton and Legg Mason fund shares, it is your responsibility to specifically identify any cumulative quantity discount eligible shares to the Fund's transfer agent at the time of any purchase.

If there are cumulative quantity discount eligible shares that would qualify for combining with your current purchase and you do not tell your financial advisor or the Franklin Templeton and Legg Mason funds' transfer agent at the time of any purchase, you may not receive the benefit of a reduced sales charge that might otherwise be available since your financial advisor and the Fund generally will not have that information.

The value of cumulative quantity discount eligible shares equals the current or cost value of those shares, whichever is higher. The current value of shares is determined by multiplying the number of shares as of the day prior to your current purchase by their public offering price on the day of your current purchase. The cost value of shares is determined by aggregating the amount you invested in cumulative quantity discount eligible shares (including reinvested dividends and capital gains, but excluding capital appreciation), less any withdrawals, as of the date prior to your current purchase. It is your responsibility to retain any records necessary to substantiate historical share costs because neither your current financial advisor nor the Franklin Templeton and Legg Mason funds may have or maintain this information.

An "Employer Sponsored Retirement Plan" is a Qualified Retirement Plan, ERISA covered 403(b) plan and certain non-qualified deferred compensation arrangements that operate in a similar manner to a Qualified Retirement Plan, such as 457 plans and executive deferred compensation arrangements, but not including employer sponsored IRAs. A "Qualified Retirement Plan" is an employer sponsored pension or profit sharing plan that qualifies under section 401(a) of the Internal Revenue Code, including 401(k), money purchase pension, profit sharing and defined benefit plans.

**2. Letter of intent (LOI)** - expresses your intent to buy a stated dollar amount of "cumulative quantity discount eligible shares" (as defined in the "Cumulative quantity discount" section above) over a 13-month period and lets you receive the same sales charge as if all shares had been purchased at one time; however, purchases made under a right of reinvestment and appreciation of your holdings do not count as purchases made during the LOI period. During that 13-month period, additional purchases as well as reinvested dividends and capital gains are counted toward the fulfillment of your LOI. We will reserve 5% of your total intended purchase in Class A and/or Class A1 shares registered in your name until you fulfill your LOI to cover any additional sales charge that may apply if you do not buy the amount stated in your LOI. It is your responsibility to tell your financial advisor when you believe you have fulfilled your LOI with sufficient cumulative quantity discount eligible shares. The value of your cumulative quantity discount eligible shares (as calculated in the "Cumulative quantity discount" section above) as of the day prior to your LOI start date may be counted toward fulfillment of your LOI. The cost value of cumulative quantity discount eligible shares, however, may only be aggregated for share purchases that took place within 18 months of the LOI start date.

If you have not designated a financial advisor associated with your Franklin Templeton and Legg Mason fund shares, it is your responsibility to tell the Fund's transfer agent when you believe you have fulfilled your LOI with sufficient cumulative quantity discount eligible shares. Please refer to the SAI for more LOI details.

To sign up for these programs, complete the appropriate section of your account application.

For purposes of the cumulative quantity discount and letter of intent, Franklin Templeton and Legg Mason funds include BrandywineGLOBAL funds, ClearBridge Investments funds, Martin Currie funds, and Western Asset funds. They do not include the funds in the Franklin Templeton Variable Insurance Products Trust, Legg Mason Partners Variable Equity Trust, Legg Mason Partners Variable Income Trust or Legg Mason Partners Money Market Trust (except for shares held in Distributor Accounts). Please contact your Service Agent or the fund for more information.

## Sales Charge Waivers

Class A and/or Class A1 shares may be purchased without an initial sales charge or contingent deferred sales charge (CDSC) by certain investors. If you would like information about available sales charge waivers, call your investment representative or call Shareholder Services at (800) 632-2301.

**Waivers for certain investors.** The following investors or investments qualify to buy Class A and or Class A1 shares without an initial sales charge or CDSC due to anticipated economies in sales efforts and expenses, including:

- Current employees of securities dealers that have executed a selling agreement with Franklin Distributors, LLC (Distributors) and their affiliates and their family members, as allowed by the internal policies of their employer.
- Employees of Franklin Templeton and its subsidiaries.
- Board members and officers of any Franklin Templeton sponsored fund.
- Assets held in accounts managed by a subsidiary of Franklin Resources, Inc.: (1) under an advisory agreement (including sub-advisory agreements); and/or (2) as trustee of an inter vivos or testamentary trust.
- Group annuity separate accounts offered to retirement plans.
- Purchases by a bank, trust company or thrift institution that is acting as a fiduciary exercising investment discretion.
- Advisory Fee Programs. Shares acquired by an investor in connection with a comprehensive fee or other advisory fee arrangement between the investor and a registered broker-dealer, investment advisor, trust company, bank, or other financial intermediary (referred to as the “Sponsor”) in which the investor pays that Sponsor a fee for investment advisory services and the Sponsor or a broker-dealer through whom the shares are acquired has an agreement with Distributors authorizing the sale of Fund shares. No minimum initial investment.
- Clients of financial intermediaries who have entered into an agreement with Distributors and have been approved by Distributors to offer Fund shares through a network, platform or self-directed investment brokerage account that may charge a transaction or other fee to customers.
- Shareholders who purchase directly from the Funds and not through any financial intermediary (i.e., Distributors is the broker of record).
- Class C shareholders whose shares are converted to Class A shares after eight years under the Class C shares’ conversion feature.
- Purchases by or through a Franklin Templeton donor-advised fund (such as the Franklin or Fiduciary Trust Charitable Giving Programs).

Class C shares may be purchased without limit or CDSC by a Franklin Templeton donor-advised program.

**Retirement plans.** Provided that Franklin Templeton Investor Services, LLC is notified, Class A shares at NAV are available for:

- Employer Sponsored Retirement Plans (“Plans” or individually, “Plan”) that invest through a record-keeper platform or third party retirement platform; or
- Any investors who purchases shares with proceeds from an IRA for which Fiduciary Trust International of the South (FTIOS) is custodian.

### **Investments of \$1 Million or More - DynaTech and Growth Funds**

If you invest \$1 million or more, either as a lump sum or through our cumulative quantity discount or letter of intent programs, you can buy Class A shares without an initial sales charge. However, there is a 1% CDSC on any shares you sell within 18 months of purchase. See “Contingent Deferred Sales Charge (CDSC) - Class A, A1 & C” for information on the calculation of CDSC.

### **Investments of \$500,000 or More - Income, U.S. Government Securities and Utilities Funds**

If you invest \$500,000 or more, either as a lump sum or through our cumulative quantity discount or letter of intent programs, you can buy Class A and or Class A1 shares without an initial sales charge. However, there is a 1% CDSC on any shares you sell within 18 months of purchase. See “Contingent Deferred Sales Charge (CDSC) - Class A, A1 & C” for information on the calculation of CDSC.

### **Distribution and Service (12b-1) Fees**

Class A and Class A1 have a distribution plan, sometimes known as a Rule 12b-1 plan, that allows the Fund to pay distribution fees of up to 0.25% and 0.15%, respectively, per year to those who sell and distribute Class A and Class A1 shares and provide other services to shareholders. Because these fees are paid out of Class A and Class A1's assets on an ongoing basis, over time these fees will increase the cost of your investment and may cost you more than paying other types of sales charges.

We calculate the amount of these fees over a 12-month period that may differ from the Fund's fiscal year. Therefore, the amount shown from time to time in the Fund's fee table (which is based upon the Fund's fiscal year) may differ from the amount set forth in the Rule 12b-1 plan due to timing differences.

### **Sales Charges - Class C**

---

With Class C shares, there is no initial sales charge.

---

## CDSC

There is a 1% CDSC on any Class C shares you sell within 12 months of purchase. The way we calculate the CDSC is the same for each class (please see "Contingent Deferred Sales Charge (CDSC) – Class A, A1 & C").

## Distribution and Service (12b-1) Fees

Class C has a distribution plan, sometimes known as a Rule 12b-1 plan, that allows the DynaTech and Growth Funds to pay distribution and other fees of up to 1% per year and Income, Utilities and U.S. Government Securities Funds to pay distribution and other fees of up to 0.65% per year for the sale of Class C shares and for services provided to shareholders. Because these fees are paid out of Class C's assets on an ongoing basis, over time these fees will increase the cost of your investment and may cost you more than paying other types of sales charges.

## Automatic Conversion of Class C Shares to Class A Shares After 8-Year Holding Period

The Class C conversion feature provides that Class C shares that have been held for eight (8) years or more will automatically convert into Class A shares and will no longer be subject to Class C shares' Rule 12b-1 fees (but will be subject to Class A share's Rule 12b-1 fee, if any) (the "Conversion Feature"). Class C shares of the Fund will convert automatically to Class A shares of the Fund on a monthly basis in the month of, or the month following, the 8-year anniversary of the Class C shares' purchase date. The monthly conversion date typically occurs around the middle of every month and generally falls on a Friday.

*Terms of the conversion feature.* Class C shares that automatically convert to Class A shares of the Fund convert on the basis of the relative net asset values of the two classes. Shareholders do not pay a sales charge, including a CDSC, upon the conversion of their Class C shares to Class A shares pursuant to the Conversion Feature. The automatic conversion of the Fund's Class C shares into Class A shares after the 8-year holding period is not expected to be a taxable event for federal income tax purposes. Shareholders should consult with their tax advisor regarding the state and local tax consequences of such conversions.

To the extent that you own Class C shares and Class A1 shares of the same Fund, please note that, after the 8-year holding period described above, your Class C shares will automatically convert into the Fund's Class A shares (not the Fund's Class A1 shares) and will be subject to Class A shares' Rule 12b-1 fee. In some cases, you may be able to request the exchange of the Class A shares that you receive after the conversion into your existing Class A1 shares account; however, not all intermediaries can accommodate such requests. Please contact your financial intermediary for more information.

If you previously owned Class C shares of any Franklin Templeton or Legg Mason funds that were later merged or exchanged into the Fund, the time you held such

shares counts towards the 8-year period for automatic conversion to Class A shares. Class C shares of the Fund acquired through automatic reinvestment of dividends or distributions convert to Class A shares of the Fund on the conversion date pro rata with the converting Class C shares of the Fund that were not acquired through reinvestment of dividends or distributions.

Class C shares held through a financial intermediary in an omnibus account automatically convert into Class A shares only if the intermediary can document that the shareholder has met the required holding period. In certain circumstances, when shares are invested through retirement plans, omnibus accounts, and in certain other instances, the Fund and its agents may not have transparency into how long a shareholder has held Class C shares for purposes of determining whether such Class C shares are eligible for automatic conversion into Class A shares and the financial intermediary may not have the ability to track purchases to credit individual shareholders' holding periods. This primarily occurs when shares are invested through certain record keepers for group retirement plans, where the intermediary cannot track share aging at the participant level. In these circumstances, the Fund cannot automatically convert Class C shares into Class A shares as described above. In order to determine eligibility for conversion in these circumstances, it is the responsibility of the shareholder or their financial intermediary to notify the Fund that the shareholder is eligible for the conversion of Class C shares to Class A shares, and the shareholder or their financial intermediary may be required to maintain and provide the Fund with records that substantiate the holding period of Class C shares. In these circumstances, it is the financial intermediary's (and not the Fund's) responsibility to keep records and to ensure that the shareholder is credited with the proper holding period. Please consult with your financial intermediary about your shares' eligibility for this conversion feature.

New accounts or plans may not be eligible to purchase Class C shares of the Fund if it is determined that the intermediary cannot track shareholder holding periods to determine whether a shareholder's Class C shares are eligible for conversion to Class A shares. Accounts or plans (and their successor, related and affiliated plans) that have Class C shares of the Fund available to participants on or before October 5, 2018, may continue to open accounts for new participants in that share class and purchase additional shares in existing participant accounts. The Fund has no responsibility for overseeing, monitoring or implementing a financial intermediary's process for determining whether a shareholder meets the required holding period for conversion.

A financial intermediary may sponsor and/or control accounts, programs or platforms that impose a different conversion schedule or different eligibility requirements for the conversion of Class C shares into Class A shares. In these cases, Class C shareholders may convert to Class A shares under the policies of

the financial intermediary and the conversion may be structured as an exchange of Class C shares for Class A shares of the Fund. Financial intermediaries will be responsible for making such exchanges in those circumstances. Please consult with your financial intermediary if you have any questions regarding your shares' conversion from Class C shares to Class A shares.

### **Sales Charges - Class R**

---

With Class R shares, there is no initial sales charge.

---

### **Retirement Plans**

Class R shares are available to the following investors:

- Employer Sponsored Retirement Plans.
- Health Reimbursement Accounts and Health Savings Accounts, either as a direct investment or as a separate or managed account.
- Insurance company separate accounts supporting variable annuities that are an investment option under individual retirement accounts, variable annuities that themselves qualify as individual retirement annuities, and variable annuities used to fund Employer Sponsored Retirement Plans, provided that the insurance company has entered into an agreement with Distributors authorizing the sale of Fund shares (applicable to the Franklin Income Fund only).
- IRAs on financial intermediary platforms approved by Distributors.
- Non-ERISA 403(b) plans when purchasing direct from the Fund or platforms approved by Distributors.
- Certain other retirement accounts held through financial intermediaries that have been approved by Distributors.

### **Distribution and Service (12b-1) Fees**

Class R has a distribution plan, sometimes known as a Rule 12b-1 plan, that allows the Fund to pay distribution and other fees of up to 0.50% per year for the sale of Class R shares and for services provided to shareholders. Because these fees are paid out of Class R's assets on an ongoing basis, over time these fees will increase the cost of your investment and may cost you more than paying other types of sales charges.

### **Contingent Deferred Sales Charge (CDSC) - Class A, A1 & C**

The CDSC for each class is based on the current value of the shares being sold or their net asset value when purchased, whichever is less. There is no CDSC on shares you acquire by reinvesting your dividends or capital gain distributions.

To keep your CDSC as low as possible, each time you place a request to sell shares we will first sell any shares in your account that are not subject to a CDSC.



If there are not enough of these to meet your request, we will sell the shares in the order they were purchased. We will use this same method if you exchange your shares into another Franklin Templeton and Legg Mason funds (please see “Exchanging Shares”).

The **holding period for the CDSC** begins on the day you buy your shares. Your shares will age one month on that same date the next month and each following month. For example, if you buy shares on the 18th of the month, they will age one month on the 18th day of the next month and each following month.

### **Reinstatement Privilege**

If you sell any class of shares of Franklin Templeton and Legg Mason funds, you may reinvest all or a portion of the proceeds from that sale within 90 days within the same share class (or share class equivalent if the share class you redeemed from is closed to new investors) without an initial sales charge. If at the time of investment your shares are registered directly with the Fund’s transfer agent: Class C or Class R shares will be reinvested in Class A shares if the account does not have an investment representative of record. Proceeds from the earlier sale of Class Z shares from another fund may also be reinvested in Class A shares. Proceeds from the earlier sale of Class A1 shares from a fund must also be reinvested in Class A shares if the account holder no longer holds investments within Class A1 shares.

This reinstatement privilege does not apply to: (i) a purchase of Fund shares made through a regularly scheduled automatic investment plan such as a purchase by a regularly scheduled payroll deduction or transfer from a bank account, or (ii) a purchase of Fund shares with proceeds from the sale of Franklin Templeton and Legg Mason funds shares that were held indirectly through a non-Franklin Templeton individual or employer sponsored IRA.

In order to take advantage of this reinstatement privilege, you must inform your investment representative or the Fund’s transfer agent of this privilege at the time of your investment.

Generally, if you paid a CDSC when you sold your Class A or Class A1 or Class C shares, Distributors will credit back to you the CDSC paid on the amount you are reinvesting within 90 days of the sale by adding it to the amount of your reinvestment. For Class A or Class A1 shares reinvested with a CDSC credit, a new CDSC will apply and the CDSC holding period will begin again. For Class C shares reinvested with a CDSC credit in Class A or Class A1 shares, you will not receive a CDSC credit in the new Class A or Class A1 shares and your reinvestment will not be subject to any otherwise applicable CDSC.

### **Qualified Investors - Class R6**

Class R6 shares are available to the following investors:

- Employer Sponsored Retirement Plans where plan level or omnibus accounts are held on the books of Franklin Templeton Investor Services.
- Endowments; foundations; local, city and state governmental institutions; corporations; non-profit organizations that are organized as corporations; and insurance companies, (collectively “institutional investors”) when purchasing directly from a Fund. The minimum initial investment for institutional investors is \$1,000,000 per Fund.
- Unaffiliated U.S. registered mutual funds, including those that operate as “fund of funds.”
- Other Franklin Templeton affiliated funds and funds for which Franklin Templeton investment managers provide advisory or subadvisory services.
- Intermediaries that execute an addendum to their selling agreement acknowledging that they are acting exclusively as agents of their clients in transacting in Class R6 shares.
- Advisory Fee Programs. A registered broker-dealer, investment advisor, trust company, bank, or other financial intermediary (referred to as a “Sponsor”) that has an agreement with Distributors authorizing the sale of Fund shares and that acquires shares of the Fund for its clients in connection with a comprehensive fee or other advisory fee arrangement for which the client pays the Sponsor a fee for investment advisory services. No minimum initial investment.
- Health Savings Accounts (HSAs) within plan level or omnibus accounts that are held on the books of Franklin Templeton Investor Services.

### **Qualified Investors - Advisor Class**

The following investors or investments qualify to buy Advisor Class shares of the Fund:

- Advisory Fee Programs. Shares acquired by an investor in connection with a comprehensive fee or other advisory fee arrangement between the investor and a registered broker-dealer, investment advisor, trust company, bank, or other financial intermediary (referred to as the “Sponsor”) in which the investor pays that Sponsor a fee for investment advisory services and the Sponsor or a broker-dealer through whom the shares are acquired has an agreement with Distributors authorizing the sale of Fund shares. No minimum initial investment.
- Governments, municipalities, and tax-exempt entities that meet the requirements for qualification under section 501 of the Internal Revenue Code when purchasing direct from the Fund.

- Current employees of securities dealers that have executed a selling agreement with Distributors and their affiliates and their family members, as allowed by the internal policies of their employer.
- Current employees of the investment manager and its affiliates;
- Former employees of the investment manager and its affiliates with existing accounts;
- Current and former board members of investment companies managed by affiliates of Franklin Resources;
- Current and former board members of Franklin Resources;
- The “immediate families” of such persons. “Immediate families” are such person’s spouse (including the surviving spouse of a deceased board member), parents, grandparents, and children and grandchildren (including step-relationships). For such investors, the minimum initial investment is \$1,000 and the minimum for each purchase of additional shares is \$25. Current employees may purchase additional shares through a systematic investment plan.
- Assets held in accounts managed by a subsidiary of Franklin Resources, Inc.: (1) under an advisory agreement (including sub-advisory agreements); and/or (2) as trustee of an inter vivos or testamentary trust.
- Employer Sponsored Retirement Plans (“Plans” or individually, “Plan”) that invest through a record-keeper or third party retirement platform.
- Plans with aggregate plan assets of \$1 million or more invested directly with Franklin Templeton and Legg Mason funds.
- Purchases by a bank, trust company or thrift institution that is acting as a fiduciary exercising investment discretion.
- Any trust or plan established as part of a qualified tuition program under Section 529 of the Internal Revenue Code.
- An individual or entity associated with a current customer of Franklin Templeton Institutional, LLC (FTI, LLC) if approved by FTI, LLC in consultation with its customers.
- Unaffiliated U.S. registered mutual funds, including those that operate as “fund of funds.”
- Assets held in accounts under the recommendation of an investment consultant provided that (1) assets are held with a firm unaffiliated with the investment consultant’s firm; (2) the investment consultant is under a retainer or other similar fee arrangement with its clients; (3) the client is not an

individual; and (4) a subsidiary of Franklin Resources, Inc. approves the investment.

- Clients of financial intermediaries who have entered into an agreement with Distributors and have been approved by Distributors to offer Fund shares through a network, platform, or self-directed investment brokerage account that may charge a transaction or other fee to customers. Minimum initial investment \$100,000, unless otherwise waived by Distributors.
- Purchases by or through a Franklin Templeton donor-advised fund.

## **Waivers for Exchanges between Classes of the Same Fund**

### **Financial Intermediary Exchanges between Classes of the Same Fund.**

Exchanges between Classes of the same Fund as described below generally will be tax-free for federal income tax purposes. You should also consult with your tax advisor regarding the state and local tax consequences of such an exchange of Fund shares. These exchange privileges are subject to termination and may be amended from time to time.

**Advisory Programs Eligible for Advisor Class or Class Z shares.** Class A and Class C shares purchased by accounts participating in certain programs sponsored by and/or controlled by financial intermediaries (“Advisory Programs”) may be exchanged by the financial intermediary on behalf of the shareholder for Advisor Class shares of the same Fund under certain circumstances, including such Advisory Program’s eligibility to purchase Advisor Class shares of the Fund. If a shareholder that holds Advisor Class shares of a Fund no longer participates in an Advisory Program, the Advisor Class shares held by the shareholder may be exchanged by the financial intermediary on behalf of the shareholder for Class A shares of the same Fund under certain circumstances. In this case, the shareholder would be subject to ongoing Rule 12b-1 fees to which it was not previously subject. All such exchanges are initiated by the financial intermediary and not the Fund and the Fund does not have information or oversight with respect to such exchanges. Such exchanges will be on the basis of each Class’ NAV per share, without the imposition of any sales charge, fee or other charge. Unless otherwise permitted, any CDSC owed must be paid on Class A and C shares that you wish to exchange.

### **Financial Intermediary Exchanges from Class C Shares to Class A Shares.**

Class C shares purchased through financial intermediaries may be exchanged by the financial intermediary on behalf of the shareholder for Class A shares of the same Fund under certain circumstances. Such exchange will be on the basis of each Class’ NAV per share, without the imposition of any sales charge, fee or other charge.

## Buying Shares

### Minimum Investments - Class A, A1, C & R

	Initial
Regular accounts, UGMA/UTMA accounts, current and former full-time employees, officers, trustees and directors of Franklin Templeton entities, and their family members	\$ 1,000
Automatic investment plans	\$ 25
Employer Sponsored Retirement Plans, SIMPLE-IRAs, SEP-IRAs, SARSEPs or 403(b) plan accounts	no minimum
IRAs, IRA rollovers, Coverdell Education Savings Plans or Roth IRAs	\$250
Broker-dealer sponsored wrap account programs	no minimum

A financial intermediary may impose different investment minimums than those set forth above. The Fund is not responsible for any investment minimums imposed by financial intermediaries or for notifying shareholders of any changes to them. See Appendix A for more information on certain intermediary-specific investment minimums. Please consult with your financial intermediary if you have any questions regarding its policies.

Please note that you generally may only buy shares (including the purchase side of an exchange) of a fund eligible for sale in your state or jurisdiction. The Fund and other Franklin Templeton funds are intended for sale to residents of the United States, and, with very limited exceptions, are not registered or otherwise offered for sale in other jurisdictions.

In particular, the Fund is not registered in any provincial or territorial jurisdiction in Canada, and shares of the Fund have not been qualified for sale in any Canadian jurisdiction. The shares offered by this prospectus generally may not be directly or indirectly offered or sold in any provincial or territorial jurisdiction in Canada or to or for the benefit of residents thereof. Prospective investors may be required to declare that they are not Canadian residents and are not acquiring shares on behalf of any Canadian residents. Similarly, the Fund is not registered, and shares of the Fund have not been qualified for distribution, in any member country of the European Union (EU) or European Economic Area (EEA), and generally may not be directly or indirectly offered or distributed in any such country. If an investor becomes a Canadian, EU or EEA resident after purchasing shares of the Fund, the investor may not be able to purchase any additional shares of the Fund (other than reinvestment of dividends and capital gains) or exchange shares of the Fund for other U.S. registered Franklin Templeton and Legg Mason funds.

## Account Application

If you are opening a new account, please complete and sign the enclosed account application. Make sure you indicate the share class you have chosen. If you do not indicate a class, we will place your purchase in Class A shares. To save time, you can sign up now for services you may want on your account by completing the appropriate sections of the application (see "Investor Services"). For example, if you would like to link one of your bank accounts to your Fund account so that you may use electronic funds transfer to and from your bank account to buy and sell shares, please complete the bank information section of the application. We will keep your bank information on file for future purchases and redemptions. We do not accept cash, third-party checks, credit card convenience checks, pre-paid debit cards, non-bank money orders, travelers checks or checks drawn on foreign banks as forms of payment to purchase shares. The Fund will accept checks payable to the shareholder that have been issued by a U.S. state or federal government agency.

## Buying Shares

	Opening an account	Adding to an account
<b>Through your investment representative</b>	Contact your investment representative	Contact your investment representative
<b>By Phone/Online</b> (800) 632-2301 <a href="http://www.franklintempleton.com">www.franklintempleton.com</a> <i>Note: certain account types are not available for online account access.</i>	If you have another Franklin Templeton fund account with your bank account information on file, you may open a new identically registered account by phone. To make a same day investment, your phone order must be received and accepted by us prior to 1 p.m. Pacific time or the regularly scheduled close of the New York Stock Exchange, whichever is earlier. You may open certain new accounts online at <a href="http://www.franklintempleton.com">www.franklintempleton.com</a> .	Before requesting a telephone or online purchase into an existing account, please make sure we have your bank account information on file. If we do not have this information, you will need to send written instructions with your bank's name and address and a voided check or savings account deposit slip. All bank and Fund account owners must sign the request. If the bank and Fund accounts do not have at least one common owner, each individual must also have his or her signature notarized. To make a same day investment, your phone or online order must be received and accepted by us prior to 1 p.m. Pacific time or the regularly scheduled close of the New York Stock Exchange, whichever is earlier.

<p><b>By Mail</b></p>	<p>Make your check payable to the Fund. Mail the check and your signed application to Investor Services at the address provided on the application or at the address below.</p>	<p>Make your check payable to the Fund. Include your account number on the check. Fill out the deposit slip from your account statement. If you do not have a slip, include a note with your name, the Fund name, and your account number. Mail the check and deposit slip or note to Investor Services at the address provided on the application or at the address below.</p>
<p><b>By Wire</b> (800) 632-2301</p>	<p>Call to receive a wire control number and wire instructions. Wire the funds and mail your signed application to Investor Services. Please include the wire control number or your new account number on the application. To make a same day wire investment, the wired funds must be received and accepted by us prior to 1 p.m. Pacific time or the regularly scheduled close of the New York Stock Exchange, whichever is earlier.</p>	<p>Call to receive a wire control number and wire instructions. To make a same day wire investment, the wired funds must be received and accepted by us prior to 1 p.m. Pacific time or the regularly scheduled close of the New York Stock Exchange, whichever is earlier.</p>
<p><b>By Exchange</b> www.franklintempleton.com</p>	<p>Call Shareholder Services at (800) 632-2301, or send signed written instructions. You also may place an online exchange order. (Please see “Exchanging Shares” for more information on exchanges.)</p>	<p>Call Shareholder Services at (800) 632-2301, or send signed written instructions. You also may place an online exchange order. (Please see “Exchanging Shares” for more information on exchanges.)</p>

Franklin Templeton Investor Services  
P.O. Box 33030  
St. Petersburg, FL 33733  
Call toll-free: (800) 632-2301  
or visit us online 24 hours a day,  
7 days a week, at [www.franklintempleton.com](http://www.franklintempleton.com)

## Investor Services

### Automatic Investment Plan

This plan offers a convenient way for you to invest in the Fund by automatically transferring money from your checking or savings account each month to buy shares. To sign up, visit us online at [www.franklintempleton.com](http://www.franklintempleton.com) or complete the appropriate section of your account application and send it to Investor Services. If you are opening a new account, please include your minimum initial investment with your application.

### Automated Telephone System

Our automated system offers around-the-clock access to information about your account or any Franklin Templeton fund. This service is available by dialing any of the following numbers from a touch-tone phone:

<b>Shareholder Services</b>	(800) 632-2301
<b>Advisor Services</b>	(800) 524-4040
<b>Retirement Services</b>	(800) 527-2020

### Distribution Options

You may reinvest distributions you receive from the Fund in an existing account in the same share class of the Fund or another Franklin Templeton or Legg Mason fund\*. Initial sales charges and CDSCs will not apply to reinvested distributions. You also can have your distributions deposited in a bank account, or mailed by check. Deposits to a bank account may be made by electronic funds transfer.

\* Class C shareholders may reinvest their distributions in Class A shares of Franklin U.S. Government Money Fund. Advisor Class shareholders may reinvest in Advisor Class or Class A shares of another Franklin Templeton or Legg Mason fund (excluding Western Asset Government Reserves).

If you received a distribution and chose to return it to purchase additional shares in Class A shares of another Franklin Templeton fund, you will not be charged an initial sales charge if you invest the distribution within 90 days of the distribution date.

Please indicate on your application the distribution option you have chosen, otherwise we will reinvest your distributions in the same share class of the Fund.

### Retirement Plans

Franklin Templeton offers a variety of retirement plans for individuals and businesses. These plans require separate applications, may require special forms for redemptions, and their policies and procedures may be different than those described in this prospectus. For more information, including a free retirement plan brochure or application, please call Retirement Services at (800) 527-2020.



## Telephone/Online Privileges

You will automatically receive telephone/online privileges when you open your account, allowing you to obtain or view your account information, and conduct a number of transactions by phone or online, including: buy, sell, or exchange shares of most funds; use electronic funds transfer to buy or sell shares of most funds; change your address; and add or change account services (including distribution options, systematic withdrawal plans and automatic investment plans).

To view your account information or request online transactions, you will first need to register for these services at the shareholder section of our website at [www.franklintempleton.com](http://www.franklintempleton.com). You will be asked to accept the terms of an online agreement(s) and establish a password for online services. If you are registered for online services, you may enroll online in Franklin Templeton's electronic delivery program for your shareholder documents. This will allow you to receive electronic delivery (through our website) of most Franklin Templeton funds' prospectuses, proxy statements and other documents, as well as your account(s) statements and trade confirmations, and discontinue receiving your paper copies through the U.S. mail. Using our shareholder website means you are consenting to sending and receiving personal financial information over the Internet, so you should be sure you are comfortable with the risks.

As long as we follow reasonable security procedures and act on instructions we reasonably believe are genuine, we will not be responsible for any losses that may occur from unauthorized requests. We will request passwords or other information, and also may record calls. We have the right (but have no obligation) to refuse a telephone request if the caller is unable to provide the requested information or if we reasonably believe the caller is not an individual authorized to act on the account. To help safeguard your account, keep your password confidential, and verify the accuracy of your confirmation statements immediately after you receive them. Contact us immediately if you believe someone has obtained unauthorized access to your account or password. For transactions done over the Internet, we recommend the use of an Internet browser with 128-bit encryption. Certain methods of contacting us (such as by phone or by Internet) may be unavailable or delayed during periods of unusual market activity. *Of course, you can choose not to register for online privileges. Additionally, if you don't want telephone privileges, or want to discontinue telephone/online privileges at any time please contact us for instructions.* You may reinstate these privileges at any time in writing, including online registration with respect to online privileges.

**Note:** Digital communication channels are not necessarily secure. If you do choose to send confidential or sensitive information to us via digital communication channels (e.g. email, chat, text messaging, fax), you are accepting the associated risks related to potential lack of security, such as the possibility that your

confidential or sensitive information may be intercepted/accessed by a third party and subsequently used or sold.

### **Systematic Withdrawal Plan**

This plan allows you to automatically sell your shares and receive regular payments from your account. A CDSC may apply to withdrawals that exceed certain amounts. Certain terms and minimums apply. To sign up, visit us online at [www.franklintempleton.com](http://www.franklintempleton.com) or contact us for instructions.

### **Franklin Templeton VIP Services®**

You may be eligible for Franklin Templeton VIP Services® if you currently have \$500,000 or more invested in Franklin Templeton funds based solely on shares registered directly with the Franklin Templeton funds' transfer agent and excluding shares held indirectly through brokerage accounts. Franklin Templeton VIP Services® shareholders enjoy enhanced service and transaction capabilities. Please contact Shareholder Services at (800) 632-2301 for additional information on this program.

## Selling Shares

You can sell your shares at any time. To make a same day redemption, the redemption request must be received and accepted by us prior to 1 p.m. Pacific time or the regularly scheduled close of the New York Stock Exchange, whichever is earlier. Please keep in mind that a contingent deferred sales charge (CDSC) may apply.

### Selling Shares in Writing

Generally, requests to sell \$250,000 or less can be made over the phone, online, or with a simple letter. Sometimes, however, to protect you and the Fund we may request written instructions signed by all registered owners, with a signature guarantee for each owner, if:

- you are selling more than \$250,000 worth of shares
- you want your proceeds paid to someone who is not a registered owner
- you want to send your proceeds somewhere other than the address of record, or preauthorized bank or brokerage firm account

We also may require a signature guarantee when: we receive instructions from an agent, not the registered owners; you want to send your proceeds to a bank account that was added or changed on your account without a signature guarantee within the last 15 days; you want to send proceeds to your address that was changed without a signature guarantee within the last 15 days; or we believe it would protect the Fund against potential claims based on the instructions received. The Fund may change the signature guarantee requirements from time to time without prior notice to shareholders.

The amount may be higher for members of Franklin Templeton VIP Services®. Please see “Franklin Templeton VIP Services®” above for more information regarding eligibility.

A **signature guarantee** helps protect your account against fraud. You can obtain a signature guarantee at most banks and securities dealers.

A notary public CANNOT provide a signature guarantee.

### Selling Recently Purchased Shares

If you sell shares recently purchased, we may delay sending you the proceeds until your check, draft or wire/electronic funds transfer has cleared, which may take seven business days.

### Redemption Proceeds

Your redemption check will be sent within seven days after we receive your request in proper form. We are not able to receive or pay out cash in the form of currency.

### **Retirement Plans**

You may need to complete additional forms to sell shares in a FTIOS retirement plan. For participants under the age of 59 1/2, tax penalties may apply. Call Retirement Services at (800) 527-2020 for details.

## Selling Shares

### To sell some or all of your shares

#### Through your investment representative

Contact your investment representative

#### By Mail

Send written instructions and endorsed share certificates (if you hold share certificates) to Investor Services. Corporate, partnership or trust accounts may need to send additional documents.

Specify the Fund, the account number and the dollar value or number of shares you wish to sell. Be sure to include all necessary signatures and any additional documents, as well as signature guarantees if required.

A check will be mailed to the name(s) and address on the account, or otherwise according to your written instructions.

#### By Phone/Online

(800) 632-2301

[www.franklintempleton.com](http://www.franklintempleton.com)

As long as your transaction is for \$250,000 or less and you do not hold share certificates, you can sell your shares by phone or online. The amount may be higher for members of Franklin Templeton VIP Services®. Please see "Franklin Templeton VIP Services®" above for more information regarding eligibility.

A check will be mailed to the name(s) and address on the account, or a pre-authorized secondary address. Written instructions, with a signature guarantee, are required to send the check to another address or to make it payable to another person.

If you have changed your address within the last 15 days without a signature guarantee, requests to sell your shares and mail the check to the name(s) and address on the account must be in writing and we may require a signature guarantee. Requests to sell your shares and send the proceeds to a pre-authorized secondary address may be requested by phone or online.

#### By Electronic Funds Transfer (ACH)

You can call, write, or visit us online to have redemption proceeds sent to a bank account. See the policies at left for selling shares by mail, phone, or online.

Before requesting to have redemption proceeds sent to a bank account, please make sure we have your bank account information on file. If we do not have this information, you will need to send written instructions with your bank's name and a voided check or savings account deposit slip. All bank and Fund account owners must sign the request. If the bank and Fund accounts do not have at least one common owner, each individual must also have his or her signature notarized.

If the bank account was added or changed without a signature guarantee within the last 15 days, you may be required to provide written instructions signed by all Fund account owners, with a signature guarantee for each Fund account owner.

If we receive your request in proper form prior to 1 p.m. Pacific time, or the regularly scheduled close of the New York Stock Exchange, whichever is earlier, proceeds sent by ACH generally will be available within two to three business days.

#### By Exchange

Obtain a current prospectus for the fund you are considering. Prospectuses are available online at [www.franklintempleton.com](http://www.franklintempleton.com).

Call Shareholder Services at the number below or send signed written instructions. You also may place an exchange order online. See the policies at left for selling shares by mail, phone, or online.

If you hold share certificates, you will need to return them to the Fund before your exchange can be processed.

Franklin Templeton Investor Services

P.O. Box 33030

St. Petersburg, FL 33733

Call toll-free: (800) 632-2301

or visit us online 24 hours a day,

7 days a week, at [www.franklintempleton.com](http://www.franklintempleton.com)

## Exchanging Shares

### Exchange Privilege

You or your financial intermediary may instruct the Fund to exchange shares of any class for shares of the same class of any other Franklin Templeton or Legg Mason fund, provided that the fund shares to be acquired in the exchange are available to new investors in such other fund and you are eligible to invest in such shares. In addition, you may exchange shares of the Fund for a different share class of the same Fund provided you meet the eligibility requirements of the share class into which you are exchanging. If the Franklin Templeton or Legg Mason fund into which you wish to exchange your shares does not offer the class of shares in which you are currently invested, you may exchange your shares into another share class according to the following table:

Exchange From Share Class	Exchange To Share Class (if exact share class is not offered)
Advisor Class	Class I, Class Z or Class A (without any sales charge)*
Class Z	Class I or Advisor Class
Class R6	Class IS, Advisor Class or Class Z
Class R	Class FI
Class A1	Class A

\* If you exchange into Class A shares and you later decide you would like to exchange into a fund that offers an Advisor Class, you may exchange your Class A shares for Advisor Class shares if you are a current shareholder in Advisor Class or you otherwise qualify to buy the fund's Advisor Class shares.

In certain comprehensive fee or advisory programs that hold Class A and/or A1 shares, the investor may exchange to Advisor Class, Class I or Class Z shares at the discretion of the financial intermediary. You may exchange shares of the Fund for a class of shares of other funds sold by the Distributor on any day that both the Fund and the fund into which you are exchanging are open for business. Please contact your financial intermediary or the Fund about funds available for exchange.

Generally exchanges may only be made between identically registered accounts, unless you send written instructions with a signature guarantee.

An **exchange** is really two transactions: a sale of one fund and the purchase of another. In general, the same policies that apply to purchases and sales also apply to exchanges, including minimum investment amounts (except exchanges of an entire account balance). Exchanges also generally have the same tax consequences as ordinary sales and purchases.

**Exchange effects on sales charges.** You can exchange shares between most Franklin Templeton and Legg Mason funds within the same class, generally without paying any additional sales charges. If you exchange shares from a money fund

and those shares were not charged a sales charge previously, however, a sales charge may apply.

Any CDSC will continue to be calculated from the date of your initial investment and will not be charged at the time of the exchange. The purchase price for determining a CDSC on exchanged shares will be the price you paid for the original shares.

**Exchange effects on Class C conversion feature.** If you exchange your Class C shares for the same class of shares of another Franklin Templeton and Legg Mason fund, the time your shares are held in the initial Fund will count towards the 8-year period for automatic conversion to Class A shares.

**Rejected exchanges.** If the Fund rejects an exchange request involving the sale of Fund shares, the rejected exchange request will also mean rejection of the request to purchase shares of another fund with the proceeds of the sale. Of course, you may generally redeem shares of the Fund at any time.

**Exchanges through financial intermediaries.** If you are investing indirectly in the Fund through a financial intermediary such as a broker-dealer, a bank, an insurance company separate account, an investment advisor, an administrator or trustee of an IRS-recognized tax-deferred savings plan such as a 401(k) retirement plan and a 529 college savings plan that maintains a master account (an Omnibus Account) with the Fund for trading on behalf of its customers, different exchange and/or transfer limit guidelines and restrictions may apply. The financial intermediary through whom you are investing may choose to adopt different trading restrictions designed to discourage short-term or excessive trading. Consult with your financial intermediary (or in the case of a 401(k) retirement plan, your plan sponsor) to determine what trading restrictions, including exchange/transfer limitations, may be applicable to you.

**Fund exchange privilege changes/waiver.** The Fund may terminate or modify (temporarily or permanently) this exchange privilege in the future. You will receive at least 60 days' notice of any material changes, unless otherwise provided by law.

**Other funds' exchange privileges.** If there is a conflict between the exchange privileges of two funds involved in an exchange transaction, the stricter policy will apply to the transaction. Other Franklin Templeton or Legg Mason funds may have different exchange restrictions. Check each fund's prospectus for details.

**Exchange of shares into shares of the same Fund.** The exchange of shares of one class into another class of the same Fund is not taxable for federal income tax purposes. However, shareholders should consult their tax advisors regarding the state and local tax consequences of a conversion or exchange of shares.

## Frequent Trading Policy

The Fund's board of trustees has adopted the following policies and procedures with respect to frequent trading in Fund shares (Frequent Trading Policy).

The Fund does not intend to accommodate short-term or frequent purchases and redemptions of Fund shares that may be detrimental to the Fund. For example, this type of trading activity could interfere with the efficient management of the Fund's portfolio or materially increase the Fund's transaction costs, administrative costs or taxes.

In addition, since the Fund may invest in foreign securities, it may be vulnerable to a form of short-term trading that is sometimes referred to as "time-zone arbitrage." Time-zone arbitrage occurs when an investor seeks to take advantage of delays between changes in the value of a mutual fund's portfolio holdings and the reflection of those changes in the Fund's net asset value per share. These delays are more likely to occur in the case of foreign investments, due to differences between the times during which the Fund's international portfolio securities trade on foreign markets and the time as of which the Fund's NAV is calculated (generally as of the close of the NYSE - please see "Account Policies - Calculating Share Price"). Time-zone arbitrage traders seek to purchase or redeem shares of a fund based on events occurring after foreign market closing prices are established, but before calculation of the fund's NAV. This can result in the value of the Fund's shares being diluted. One of the objectives of the Fund's fair value pricing procedures is to minimize the possibility of this type of arbitrage (please see "Account Policies - Security Valuation - Foreign Securities - Potential Impact of Time Zones and Market Holidays"); however, there can be no assurance that the Fund's valuation procedures will be successful in eliminating it.

Since the Fund may invest in securities that are, or may be, restricted, unlisted, traded infrequently, thinly traded, or relatively illiquid ("relatively illiquid securities"), it may be particularly vulnerable to arbitrage short-term trading. Such arbitrage traders may seek to take advantage of a possible differential between the last available market prices for one or more of those relatively illiquid securities that are used to calculate the Fund's NAV and the latest indications of market values for those securities. One of the objectives of the Fund's fair value pricing procedures is to minimize the possibilities of this type of arbitrage (please see "Account Policies - Fair Valuation - Individual Securities"); however, there can be no assurance that the Fund's valuation procedures will be successful in eliminating it.

Through its transfer agent, the Fund performs ongoing monitoring of shareholder trading in shares of the Fund and other Franklin Templeton funds in order to try and identify shareholder trading patterns that suggest an ongoing short-term trading strategy. If shareholder trading patterns identified by the transfer agent through monitoring or from other information regarding the shareholder's trading activity in non-Franklin Templeton funds leads the transfer agent to reasonably conclude that



such trading may be detrimental to the Fund as described in this Frequent Trading Policy, the transfer agent, on behalf of the Fund, may temporarily or permanently bar future purchases into the Fund or, alternatively, may limit the amount, number or frequency of any future purchases and/or the method by which you may request future purchases and redemptions (including purchases and/or redemptions by an exchange or transfer between the Fund and any other mutual fund).

In considering an investor's trading patterns, the Fund may consider, among other factors, the investor's trading history both directly and, if known, through financial intermediaries, in the Fund, in other Franklin Templeton funds, in non-Franklin Templeton mutual funds, or in accounts under common control or ownership (see, for example, "Buying and Selling Shares - Investment by asset allocators and large shareholders" in the SAI). The transfer agent may also reject any purchase request, whether or not it represents part of any ongoing trading pattern, if the Fund's investment manager or transfer agent reasonably concludes that the amount of the requested transaction may disrupt or otherwise interfere with the efficient management of the Fund's portfolio. In determining what actions should be taken, the Fund's transfer agent may consider a variety of factors, including the potential impact of such remedial actions on the Fund and its shareholders. If the Fund is a "fund of funds," the Fund's transfer agent may consider the impact of the trading activity and of any proposed remedial action on both the Fund and the affiliated underlying funds in which the Fund invests.

**Frequent trading through financial intermediaries.** You are an investor subject to this Frequent Trading Policy whether you are a direct shareholder of the Fund or you are investing indirectly in the Fund through a financial intermediary, such as a broker-dealer, bank, trust company, insurance company product such as an annuity contract, investment advisor, or an administrator or trustee of an IRS-recognized tax-deferred savings plan such as a 401(k) retirement plan and a 529 college savings plan.

Some financial intermediaries maintain master accounts with the Fund on behalf of their customers ("omnibus accounts"). The Fund has entered into "information sharing agreements" with these financial intermediaries, which permit the Fund to obtain, upon request, information about the trading activity of the intermediary's customers that invest in the Fund. If the Fund's transfer agent identifies omnibus account level trading patterns that have the potential to be detrimental to the Fund, the transfer agent may, in its sole discretion, request from the financial intermediary information concerning the trading activity of its customers. Based upon its review of the information, if the transfer agent determines that the trading activity of any customer may be detrimental to the Fund, it may, in its sole discretion, request the financial intermediary to restrict or limit further trading in the Fund by that customer. There can be no assurance that the transfer agent's monitoring of omnibus account

level trading patterns will enable it to identify all short-term trading by a financial intermediary's customers.

## Account Policies

### Calculating Share Price

#### Class A, A1 & C

When you buy shares, you pay the "offering price" for the shares. The "offering price" is determined by dividing the NAV per share by an amount equal to 1 minus the sales charge applicable to the purchase (expressed in decimals), calculated to two decimal places using standard rounding criteria. The number of Fund shares you will be issued will equal the amount invested divided by the applicable offering price for those shares, calculated to three decimal places using standard rounding criteria. For example, if the NAV per share is \$10.25 and the applicable sales charge for the purchase is 5.50%, the offering price would be calculated as follows: 10.25 divided by 1.00 minus 0.055 [10.25/0.945] equals 10.846561, which, when rounded to two decimal points, equals 10.85. The offering price per share would be \$10.85.

When you sell shares, you receive the NAV minus any applicable CDSC.

#### All Classes

The value of a mutual fund is determined by deducting the fund's liabilities from the total assets of the portfolio. The NAV per share is determined by dividing the total net asset value of each fund's share class by the applicable number of shares outstanding per share class.

The Fund calculates the NAV per share each business day as of 1 p.m. Pacific time or the regularly scheduled close of the New York Stock Exchange (NYSE), whichever is earlier. The Fund does not calculate the NAV on days the NYSE is closed for trading, which include New Year's Day, Martin Luther King Jr. Day, President's Day, Good Friday, Memorial Day, Juneteenth National Independence Day, Independence Day, Labor Day, Thanksgiving Day and Christmas Day. If the NYSE has a scheduled early close, the Fund's share price would be determined as of the time of the close of the NYSE. If, due to weather or other special or unexpected circumstances, the NYSE has an unscheduled early close on a day that it has opened for business, the Fund reserves the right to consider that day as a regular business day and accept purchase and redemption orders and calculate its share price as of the normally scheduled close of regular trading on the NYSE. The Fund's NAV per share for each class is readily available online at [www.franklintempleton.com/performance](http://www.franklintempleton.com/performance).

The Fund has an agreement with certain financial intermediaries that authorize them to accept orders or designate third parties to accept orders on behalf of the Fund. If you place your order through these financial intermediaries, the order will be considered received when they accept the order. Those orders will be priced at the next NAV calculated after acceptance of the order by the financial intermediary

or its agent. If you place an order through an account at an intermediary, please consult with the intermediary to determine when your order will be executed, as some intermediaries may require that they receive orders prior to a specified cut-off time.

Requests to buy and sell shares are processed at the NAV next calculated after we or an approved financial intermediary receive your request in proper form.

When determining its NAV, the Fund values cash and receivables at their realizable amounts, and records interest as accrued and dividends on the ex-dividend date. The Fund generally utilizes two independent pricing services to assist in determining a current market value for each security. If market quotations are readily available for portfolio securities listed on a securities exchange, the Fund values those securities at the last quoted sale price or the official closing price of the day, respectively, or, if there is no reported sale, within the range of the most recent quoted bid and ask prices. The Fund values over-the-counter portfolio securities within the range of the most recent bid and ask prices. If portfolio securities trade both in the over-the-counter market and on a stock exchange, the Fund values them according to the broadest and most representative market. Prices received by the Fund for securities may be based on institutional “round lot” sizes, but the Fund may hold smaller, “odd lot” sizes. Odd lots may trade at lower prices than round lots.

Generally, trading in corporate bonds, U.S. government securities and money market instruments is substantially completed each day at various times before 1 p.m. Pacific time. The value of these securities used in computing the NAV is determined as of such times. Occasionally, events affecting the values of these securities may occur between the times at which they are determined and 1 p.m. Pacific time that will not be reflected in the computation of the NAV. The Fund relies on third-party pricing vendors to provide evaluated prices that reflect current fair market value at 1 p.m. Pacific time.

### **Fair Valuation – Individual Securities**

The Fund has procedures, approved by the board of trustees, to determine the fair value of individual securities and other assets for which market prices are not readily available (such as certain restricted or unlisted securities and private placements) or which may not be reliably priced (such as in the case of trade suspensions or halts, price movement limits set by certain foreign markets, and thinly traded or illiquid securities). Some methods for valuing these securities may include: fundamental analysis (earnings multiple, etc.), matrix pricing, discounts from market prices of similar securities, or discounts applied due to the nature and duration of restrictions on the disposition of the securities. The board of trustees oversees the application of fair value pricing procedures.

The application of fair value pricing procedures represents a good faith determination based upon specifically applied procedures. There can be no assurance that the Fund could obtain the fair value assigned to a security if it were able to sell the security at approximately the time at which the Fund determines its NAV per share.

### **Security Valuation – Pass-Through Securities, CMO, ABS, MBS (Income Fund and U.S. Government Securities Fund)**

Mortgage pass-through securities (such as Ginnie Mae, Fannie Mae and Freddie Mac), other mortgage-backed securities (MBS), collateralized mortgage obligations (CMOs) and asset-backed securities (ABS) generally trade in the over-the-counter market rather than on a securities exchange. The Fund may value these portfolio securities by utilizing quotations from bond dealers, information with respect to bond and note transactions and may rely on independent pricing services. The Fund's pricing services use valuation models or matrix pricing to determine current value. In general, they use information with respect to comparable bond and note transactions, quotations from bond dealers or by reference to other securities that are considered comparable in such characteristics as rating, interest rate, maturity date, option adjusted spread models, prepayment projections, interest rate spreads and yield curves. Matrix pricing is considered a form of fair value pricing.

### **Security Valuation – Corporate Debt Securities (all Funds except U.S. Government Securities Fund)**

Corporate debt securities generally trade in the over-the-counter market rather than on a securities exchange. The Fund may value these portfolio securities by utilizing quotations from bond dealers, information with respect to bond and note transactions and may rely on independent pricing services to assist in determining a current market value for each security. The Fund's pricing services may utilize independent quotations from bond dealers and bond market activity to determine current value.

### **Security Valuation – Options (all Funds except U.S. Government Securities Fund)**

The Fund values traded call options at their market price as determined above. The current market value of any option the Fund holds is its last sale price on the relevant exchange before the Fund values its assets. If there are no sales that day or if the last sale price is outside the bid and ask prices, the Fund values options within the range of the current closing bid and ask prices if the Fund believes the valuation fairly reflects the contract's market value.

### **Security Valuation – Foreign Securities – Computation of U.S. Equivalent Value (all Funds except U.S. Government Securities Fund)**

The Fund generally determines the value of a foreign security as of the close of trading on the foreign stock exchange on which the security is primarily traded, or

as of 1 p.m. Pacific time. The value is then converted into its U.S. dollar equivalent at the foreign exchange rate in effect at 1 p.m. Pacific time on the day that the value of the foreign security is determined. If no sale is reported at that time, the foreign security will be valued within the range of the most recent quoted bid and ask prices. Occasionally events (such as repatriation limits or restrictions) may impact the availability or reliability of foreign exchange rates used to convert the U.S. dollar equivalent value. If such an event occurs, the foreign exchange rate will be valued at fair value using procedures established and approved by the board of trustees.

### **Security Valuation – Foreign Securities – Potential Impact of Time Zones and Market Holidays (all Funds except U.S. Government Securities Fund)**

Trading in securities on foreign securities stock exchanges and over-the-counter markets, such as those in Europe and Asia, may be completed before 1 p.m. Pacific time on each day that the Fund is open. Occasionally, events occur between the time at which trading in a foreign security is completed and 1 p.m. Pacific time that might call into question the availability (including the reliability) of the value of a foreign portfolio security held by the Fund. As a result, the Fund may be susceptible to what is referred to as “time-zone arbitrage.” Certain investors in the Fund may seek to take advantage of discrepancies in the value of the Fund’s portfolio securities as determined by the foreign market at its close and the latest indications of value attributable to the portfolio securities at the time the Fund’s NAV is computed. Trading by these investors, often referred to as “arbitrage market timers,” may dilute the value of the Fund’s shares, if such discrepancies in security values actually exist. To attempt to minimize the possibilities for time-zone arbitrage, and in accordance with procedures established and approved by the Fund’s board of trustees, the investment manager monitors price movements by using a fair value pricing service offered through an independent pricing vendor.

The fair value pricing service is used to estimate the price of a security in a liquid market at the time of the NAV calculation (1 p.m. Pacific Time). If certain criteria are met, the foreign securities may be valued using the price from the fair value pricing service. The intended effect of applying fair value pricing is to compute an NAV that accurately reflects the value of the Fund’s portfolio at the time that the NAV is calculated, to discourage potential arbitrage market timing in Fund shares, to mitigate the dilutive impact of such attempted arbitrage market timing and to be fair to purchasing, redeeming and existing shareholders. However, the application of fair value pricing procedures may, on occasion, worsen rather than mitigate the potential dilutive impact of shareholder trading.

In addition, trading in foreign portfolio securities generally, or in securities markets in a particular country or countries, may not take place on every Fund’s business day. Furthermore, trading takes place in various foreign markets on days that are

not business days for the Funds, and on which the Fund's NAV is not calculated (in which case, the NAV of the Fund's shares may change on days when shareholders will not be able to purchase or redeem Fund shares). Thus, the calculation of the Fund's NAV does not take place contemporaneously with the determination of the prices of many of the foreign portfolio securities used in the calculation. If events affecting the last determined values of these foreign securities occur, the securities will be valued at fair value determined in good faith in accordance with the Fund's fair value procedures established and approved by the board of trustees (as described above).

### Accounts with Low Balances

If your account has been open for more than one year and its value falls below \$500, we will mail you a notice asking you to bring the account back up to its applicable minimum investment amount. If you choose not to do so within 30 days, we will close your account and proceeds will be sent by Electronic Fund Transfer (ACH) to your bank information on file. If we do not have this information, proceeds will be mailed to the address of record. You will not be charged a CDSC if your account is closed for this reason. This policy does not apply to: (1) certain broker-controlled accounts established through the National Securities Clearing Corporation's Networking system; (2) Class A or A1 accounts established pursuant to a conversion from Class C or C1, and any remaining Class C or C1 accounts involved in the conversion, with a low balance due to the conversion; (3) tax-deferred retirement plan accounts; (4) active automatic investment plan accounts; (5) accounts in an Advisory Fee Program; (6) accounts held through a 529 college savings program; (7) Coverdell Education Savings Plan accounts; and (8) accounts currently maintained via robo advice driven services where account investments and reallocations are done through an automated, algorithm-driven platform.

**Small account fees** To offset the relatively higher impact on fund expenses of servicing smaller accounts, the Fund may charge you a fee of \$3.75 per account that is determined and assessed quarterly by your financial intermediary or by Distributors (i.e., for accounts for which Distributors is the broker of record) on the next-to-last business day of the quarter (with an annual maximum of \$15.00 per account) if the value of your account is below \$1,000 (if applicable, \$250 for retirement plans that are not employer-sponsored) for any reason (including declines in net asset value). The small account fee will be charged by redeeming shares in your account. If the value of your account is \$3.75 or less, the amount in the account may be exhausted to pay the small account fee. If your financial intermediary or Distributors assesses a small account fee, the small account fee will not be assessed on systematic investment plans until the end of the first quarter after the account has been established for 21 months. Payment of the small account fee through a redemption of fund shares may result in tax consequences to you (see "Distributions and Taxes" for more information).

The small account fee will not be charged on, if applicable: (i) retirement plans (but will be charged on other plans that are not employer-sponsored such as traditional and Roth individual retirement accounts, Coverdell education savings accounts, individual 403(b)(7) custodial accounts, Keogh plans, SEPs, SARSEPs, SIMPLE IRAs or similar accounts); (ii) Franklin Templeton funds that have been closed to subsequent purchases for all classes; (iii) accounts that do not have a valid address as evidenced by mail being returned to the fund or its agents; (iv) Class R, Class R6 and Advisor Class shares; and (v) for new accounts (except for new accounts opened by way of an exchange), a small account fee will not be charged during the calendar quarter in which you open your account.

If your share class is no longer offered, you may not be able to bring your account up to the minimum investment amount (although you may exchange into existing accounts of other funds sold by Distributors in which you hold the same share class, to the extent otherwise permitted by those funds and subject to any applicable sales charges).

The small account fee is calculated on a fund-by-fund basis. If you have one or more accounts in different funds, the account(s) in different funds will not be aggregated for the purpose of calculating the small account fee.

A financial intermediary may impose different minimum account balances on your account than those described above. The Fund is not responsible for any minimum account balances imposed by financial intermediaries or for notifying shareholders of any changes to them. See Appendix A for more information on certain intermediary-specific minimum account balances. Please consult with your financial intermediary if you have any questions regarding their policies.

## Redemptions

Typically, the Fund uses cash and cash equivalents held in its portfolio or sells portfolio assets to meet all redemption needs. In unusual circumstances or under stressed market conditions, the Fund may use other methods to meet redemptions, such as the use of lines of credit or interfund lending in reliance on exemptive relief from the SEC. Also, see “Account Policies – Redemptions in Kind” for further information regarding redemption requests.

### Redemptions in Kind

If your redemption requests during any 90-day period exceed \$250,000 (or 1% of the value of the Fund’s net assets, if less), the Fund reserves the right to make payments in whole or in part in securities or other assets of the Fund. You should expect to incur transaction costs upon the disposition of the securities received in the distribution. In addition, you will bear the market risk of the securities you hold until the securities are sold.



## Redemptions by Large Shareholders

At times, the Fund may experience adverse effects when certain large shareholders redeem large amounts of shares of the Fund. Large redemptions may cause the Fund to sell portfolio securities at times when it would not otherwise do so. In addition, these transactions may also accelerate the realization of taxable income to shareholders if such sales of investments resulted in gains, and may also increase transaction costs and/or increase in the Fund's expense ratio. When experiencing a redemption by a large shareholder, the Fund may delay payment of the redemption request up to seven days to provide the investment manager with time to determine if the Fund can redeem the request in-kind or to consider other alternatives to lessen the harm to remaining shareholders. Under certain circumstances, however, the Fund may be unable to delay a redemption request, which could result in the automatic processing of a large redemption that is detrimental to the Fund and its remaining shareholders.

## Statements, Reports and Prospectuses

You will receive quarterly account statements that show all your account transactions during the quarter. You also will receive written notification after each transaction affecting your account (except for distributions and transactions made through automatic investment or withdrawal programs, which will be reported on your quarterly statement). Upon receipt, review all account statements and written notifications after each transaction affecting your account and notify us immediately if there is a discrepancy.

You also will receive, or receive notice of the availability of, the Fund's financial reports every six months. In addition, you will receive an annual updated summary prospectus (prospectus available upon request). To reduce Fund expenses, we try to identify related shareholders in a household and send only one copy of the financial reports (to the extent received by mail) and summary prospectus. This process, called "householding," will continue indefinitely unless you instruct us otherwise. If you prefer not to have these documents househanded, please call us at (800) 632-2301. At any time you may view current prospectuses/summary prospectuses and financial reports on our website. If you choose, you may receive these documents through electronic delivery.

You may elect to receive your statements, prospectuses and other documents through electronic delivery (please see "Investor Services - Telephone/Online Privileges").

## Investment Representative Account Access

If there is a dealer or other investment representative of record on your account, he or she will be able to obtain your account information, conduct transactions for your account, and also will receive copies of all notifications and statements and other information about your account directly from the Fund.

## Street or Nominee Accounts

You may transfer your shares from the street or nominee name account of one dealer to another, as long as both dealers have an agreement with Distributors. We will process the transfer after we receive authorization in proper form from your delivering securities dealer.

## Joint Accounts

Unless you specify a different registration, shares issued to two or more owners are registered as "joint tenants with rights of survivorship" (shown as "Jt Ten" on your account statement). To make any ownership changes to jointly owned shares, or to sever a joint tenancy in jointly owned shares, all owners must agree in writing.

## Joint Account Risk with Telephone/Online Privileges

You will automatically receive telephone/online privileges when you open your account. If your account has more than one registered owner, telephone/online privileges allow the Fund to accept online registration for online services (including electronic delivery of shareholder documents) and transaction instructions online or by telephone from only one registered owner. This means that any one registered owner on your account, acting alone and without the consent of any other registered owner, may give the Fund instructions by telephone, online or in writing (subject to any limitations in telephone or online privileges) to:

- Exchange shares from a jointly registered Fund account requiring all registered owner signatures into an identically registered money fund account that only requires one registered owner's signature to redeem shares;
- Redeem Fund shares and direct the redemption proceeds to a pre-established bank account that may or may not be owned by you and, if owned by you jointly with someone else, only requires one person to withdraw funds by check or otherwise; and
- Purchase Fund shares by debiting a pre-established bank account that may be owned by you.

If you do NOT want another registered owner on your account to be able to issue these kinds of instructions to the Fund without your consent, you must instruct the Fund to deny/terminate online privileges and the ability to issue such instructions by telephone so that these types of instructions will only be accepted in writing signed by all account owners. This decision will apply to any other fund into which you may exchange your jointly owned Fund shares. Any later decision to permit these types of instructions by telephone and/or online will need to be given to the Fund in a written instruction signed by all registered owners.

## Additional Policies

Please note that the Fund maintains additional policies and reserves certain rights, including:

- The Fund may restrict, reject or cancel any purchase orders, including an exchange request.
- Typically, redemptions are processed by the next business day provided the redemption request is received in proper form and good order, but may take up to seven days to be processed if making immediate payment would adversely affect the Fund or there is another cause for delay (for example, if you sell shares recently purchased, proceeds may be delayed until your check, draft or wire/electronic funds transfer has cleared). In certain circumstances, however, the Fund may not have the ability to delay a redemption request or may not have the time to determine whether a particular redemption would have an adverse effect on the Fund before the redemption request is paid.
- Purchase, redemption and exchange requests mailed to Franklin Templeton's address in San Mateo, California, rather than to the address set forth in the "Buying Shares" and "Selling Shares" sections above, will be date- and time-stamped when received in San Mateo. If these requests are in proper form, such orders will be priced at the next NAV calculated after the date and time indicated by the stamp on the request.
- The Fund may modify, suspend, or terminate telephone/online privileges at any time.
- The Fund may make material changes to or discontinue the exchange privilege on 60 days' notice or as otherwise provided by law.
- The Fund may stop offering shares completely or may offer shares only on a limited basis, for a period of time or permanently.
- In unusual circumstances, we may temporarily suspend redemptions or postpone the payment of proceeds, as allowed by federal securities laws.
- For redemptions over a certain amount, the Fund may, but is not required to, pay redemption proceeds in securities or other assets rather than cash (also known as a redemption in-kind) if the investment manager determines it is in the best interest of the Fund, consistent with applicable law. The investment manager will, in its sole discretion, determine whether a redemption in-kind will be considered for a particular redemption request or type of redemption request. In certain circumstances, however, the investment manager may not have the ability to determine whether a particular redemption could be paid in-kind before the redemption request is paid. If a redemption request is redeemed in-kind, investors should expect to incur transaction costs upon the disposition of the securities received in the distribution.
- You may only buy shares of a fund (including the purchase side of an exchange) eligible for sale in your state or jurisdiction.

- To permit investors to obtain the current price, dealers are responsible for transmitting all orders to the Fund promptly.
- For non-retirement accounts, if you are receiving a dividend, capital gains or a systematic withdrawal plan payment in cash, and at least three consecutive checks remain uncashed for at least six months, the Fund reserves the right to change your distribution option to reinvest future distributions or discontinue your systematic withdrawal plan.
- The Fund may be required to close your account after a period of inactivity, as determined by applicable U.S. state or territory abandoned or unclaimed property laws and regulations, and transfer your shares to the appropriate U.S. state or territory. If your shares are transferred to an applicable U.S. state or territory from an IRA account, that could be treated as a taxable distribution from your IRA to you. For more information on unclaimed property and how to maintain an active account, please contact your Service Agent or the fund's transfer agent.

## Dealer Compensation

### Class A, A1, C & R

Qualifying dealers who sell Fund shares may receive sales commissions and other payments. These are paid by Distributors from sales charges received from purchasing or redeeming shareholders, from distribution and service (12b-1) fees from the Fund and from Distributors' other financial resources. Dealers may also receive shareholder servicing fees for servicing investors who indirectly hold Franklin Templeton fund shares through dealer-maintained brokerage accounts as more fully described under "Shareholder servicing and transfer agent" of the "Management and Other Services" section in the SAI. These fees are paid by the Fund's transfer agent from payments it receives under its agreement with the Fund.

No dealer commission will be paid on Class A NAV purchases by Employer Sponsored Retirement Plans.

If any dealer commissions are paid in connection with a purchase which is subsequently rejected or results in any trading restriction placed on the purchaser as a result of a determination by the Fund's investment manager or transfer agent that the purchase may be connected with trading activity that may be detrimental to the Fund as described in the Fund's "Frequent Trading Policy," the dealer shall, upon demand, refund such commissions to Distributors.

DynaTech and Growth Funds	Class A	Class C	Class R
<b>Commission (%)</b>	--	1.00 <sup>1</sup>	--
Investment under \$25,000	5.00	--	--
\$25,000 but under \$50,000	4.75		
\$50,000 but under \$100,000	4.00	--	--

\$100,000 but under \$250,000	3.00	--	--
\$250,000 but under \$500,000	2.25	--	--
\$500,000 but under \$750,000	1.75	--	--
\$750,000 but under \$1 million	1.25		
\$1 million or more	up to 1.00	--	--
<b>12b-1 fee to dealer</b>	0.25 <sup>2</sup>	1.00 <sup>3</sup>	0.50

<b>Income, U.S. Government Securities and Utilities Funds</b>	<b>Class A</b>	<b>Class A1</b>	<b>Class C</b>	<b>Class R</b>
<b>Commission (%)</b>	--	--	1.00 <sup>1</sup>	--
Investment under \$100,000	3.50	3.50	--	--
\$100,000 but under \$250,000	3.00	3.00	--	--
\$250,000 but under \$500,000	2.25	2.25	--	--
\$500,000 or more	up to 1.00	up to 1.00	--	--
<b>12b-1 fee to dealer</b>	0.25 <sup>2</sup>	0.15 <sup>2</sup>	0.65 <sup>3</sup>	0.50

1. Commission includes advance of the first year's 0.25% for DynaTech and Growth Funds and 0.15% for Income, Utilities and U.S. Government Securities Funds 12b-1 service fee. Distributors may pay a prepaid commission. However, Distributors does not pay a prepaid commission on any purchases by Employer Sponsored Retirement Plans.

2. For purchases at NAV where Distributors paid a prepaid commission, dealers may start to receive the 12b-1 fee in the 13th month after purchase. For purchases at NAV where Distributors did not pay a prepaid commission, dealers may start to receive the 12b-1 fee at the time of purchase.

3. Dealers may be eligible to receive up to 0.25% for DynaTech and Growth Funds and 0.15% for Income, Utilities and U.S. Government Securities Funds at the time of purchase and may be eligible to receive 1.00% for DynaTech and Growth Funds and 0.65% for Income, Utilities and U.S. Government Securities Funds starting in the 13th month. During the first 12 months, the full 12b-1 fee will be paid to Distributors to partially offset the commission and the prepaid service fee paid at the time of purchase. For purchases at NAV where Distributors did not pay a prepaid commission, dealers may start to receive the 12b-1 fee at the time of purchase. After approximately eight years, Class C shares convert to Class A shares and dealers may then be eligible to receive the 12b-1 fee applicable to Class A.

**Purchases of certain share classes through financial intermediaries (Class R6 and Advisor Class)** There are no associated sales charges or Rule 12b-1 distribution and service fees for the purchase of Class R6 and Advisor Class shares. However, pursuant to SEC guidance, certain financial intermediaries acting as agents on behalf of their customers may directly impose on shareholders sales charges or transaction fees determined by the financial intermediary related to the purchase of these shares. These charges and fees are not disclosed in this prospectus. You should consult with your financial advisor or visit your financial intermediary's website for more information.

The Fund's service providers also may pay financial intermediaries for marketing support and other related services as disclosed below for Advisor Class shares, but not for Class R6 shares. These payments may create a conflict of interest by influencing the financial intermediary and your salesperson to recommend one share class over another. There is some uncertainty concerning whether marketing support or other similar payments may be made or received in connection with

Advisor Class shares where a financial intermediary has imposed its own sales charges or transaction fees. Based on future regulatory developments, such payments may be terminated.

**Other financial intermediary compensation** Except with respect to Class R6 shares, Distributors may make marketing support payments (a portion of which may be reimbursable under the terms of the Fund's Rule 12b-1 distribution plans) to certain dealers and other financial intermediaries, such as banks, insurance companies, or plan administrators, in connection with their efforts to educate financial advisors or provide other services which may facilitate, directly or indirectly, investment in Franklin Templeton mutual funds. In the case of any one intermediary, marketing support payments generally will not exceed 0.05% of the total assets of Franklin Templeton mutual funds attributable to that intermediary, on an annual basis. For an intermediary exceeding \$50 billion in total assets of Franklin Templeton mutual funds, Distributors may agree to make annual marketing support payments up to a limit of 0.06% of such assets. In other limited circumstances, Distributors or an affiliate will have alternative arrangements with an intermediary that provide for payments in excess of the 0.05% limitation, which may include arrangements based on assets or sales of the funds, combined assets or sales of related funds, or other criteria. Marketing support payments made to organizations located outside the U.S., with respect to investments in the Fund by non-U.S. persons, also may exceed this limitation. Any assets held on behalf of Employer Sponsored Retirement Plans for which payment is made to a financial intermediary pursuant to the following paragraph will be excluded from the calculation of marketing support payments pursuant to this paragraph. You should contact your financial intermediary to determine the amount of any compensation it may receive from Distributors or its affiliates.

Except with respect to Class R6 shares, Distributors and/or its affiliates may also make payments (a portion of which may be reimbursable under the terms of the Fund's Rule 12b-1 distribution plans) to certain financial intermediaries in connection with their activities that are intended to assist in the sale of shares of Franklin Templeton mutual funds, directly or indirectly, to certain Employer Sponsored Retirement Plans. In the case of any one financial intermediary, such payments will not exceed 0.10% of the total assets of Franklin Templeton mutual funds held, directly or indirectly, by such Employer Sponsored Retirement Plans, on an annual basis.

A number of factors will be considered in determining these payments, including the qualifying financial intermediary's sales, assets and redemption rates, the nature and quality of any servicing provided by the financial intermediary, and the quality of the financial intermediary's relationship with Distributors. Distributors will, on an annual basis, determine the advisability of continuing these payments. These

payments may be in addition to any shareholder servicing fees paid by the Fund's transfer agent from payments it receives under its agreement with the Fund.

To the extent permitted by SEC and Financial Industry Regulatory Authority rules and other applicable laws and regulations, Distributors may, in addition to marketing support payments, pay or allow other promotional incentives or payments to financial intermediaries, such as payments related to transaction support, various financial intermediary-sponsored events intended to educate financial advisers and their clients about the Franklin Templeton mutual funds, and data analytics and support.

Sales of Fund shares, as well as shares of other mutual funds in Franklin Templeton, is not considered a factor in the selection of financial intermediaries to execute the Fund's portfolio transactions. Accordingly, the allocation of portfolio transactions for execution by financial intermediaries that sell Fund shares is not considered marketing support payments to such financial intermediaries.

You can find further details in the SAI about the payments made by Distributors and the services provided by your financial advisor. Your financial advisor may charge you additional fees or commissions other than those disclosed in this prospectus. You should ask your financial advisor for information about any payments it receives from Distributors and any services it provides, as well as about fees and/or commissions it charges.

## Questions

If you have any questions about the Fund or your account, you can write to us at P.O. Box 33030, St. Petersburg, FL 33733. You also can call us at one of the following numbers. For your protection and to help ensure we provide you with quality service, all calls may be monitored or recorded.

<b>Department Name</b>	<b>Telephone Number</b>
<b>Shareholder Services</b>	(800) 632-2301
<b>Fund Information</b>	(800) DIAL BEN (800) 342-5236
<b>Retirement Services</b>	(800) 527-2020
<b>Advisor Services</b>	(800) 524-4040
<b>Hearing Impaired Assistance</b>	For hearing impaired assistance, please contact us via a Relay Service.
<b>Automated Telephone System</b>	(800) 632-2301 (800) 524-4040 (800) 527-2020



This page intentionally left blank

This page intentionally left blank

This page intentionally left blank

This page intentionally left blank

# For More Information

You can learn more about the Fund in the following documents:

## **Annual/Semiannual Report to Shareholders and Form N-CSR Filed with the SEC**

Contain additional information about the Fund's investments. The Fund's annual report also discusses the market conditions and investment strategies that significantly affected the Fund's performance during its last fiscal year. In Form N-CSR, you will find the Fund's annual and semi-annual financial statements.

## **Statement of Additional Information (SAI)**

Contains more information about the Fund, its investments and policies. It is incorporated by reference (is legally a part of this prospectus).

For a free copy of the current annual/semiannual report, financial statements or the SAI, please contact your investment representative or call us at the number below. You also can view the current annual/semiannual report, financial statements and the SAI online through [www.franklintempleton.com](http://www.franklintempleton.com).

## **Appendix A to the Prospectus -- Intermediary Sales Charge Discounts and Waivers**

Contains more information about specific sales charge discounts and waivers available for shareholders who purchase Fund shares through a specific financial intermediary. Appendix A is a separate document and is incorporated herein by reference (is legally a part of this prospectus).

Reports and other information about the Fund are available on the EDGAR Database on the SEC's Website at <http://www.sec.gov>, and copies of this information may be obtained, after paying a duplicating fee, by electronic request at the following email address: [publicinfo@sec.gov](mailto:publicinfo@sec.gov).



**FRANKLIN  
TEMPLETON**

One Franklin Parkway  
San Mateo, CA 94403-1906  
(800) DIAL BEN@/342-5236  
[www.franklintempleton.com](http://www.franklintempleton.com)

For hearing impaired assistance, please contact us via a Relay Service.

## **APPENDIX A**

### **INTERMEDIARY SALES CHARGE DISCOUNTS AND WAIVERS**

Specific intermediaries may have different policies and procedures than the Fund regarding the availability of front-end sales load (charge) waivers or CDSC waivers; exchanges or conversions between classes or exchanges between Funds; account investment minimums; and minimum account balances, all of which are discussed below. In all instances, it is the purchaser's responsibility to notify the Fund or the purchaser's financial intermediary at the time of purchase of any relationship or other facts qualifying the purchaser for sales charge waivers or discounts. For waivers and discounts not available through a particular intermediary, shareholders will have to purchase Fund shares directly from the Fund or through another intermediary to receive such waivers or discounts. Please see the section entitled "Fund Details – Your Account – Choosing a Share Class – Class A, & C" for more information on sales charges and waivers available for different classes.

The information in this Appendix is part of, and incorporated into, the Fund's prospectus.

#### **AMERIPRISE FINANCIAL**

##### **Front-end sales charge reductions on Class A shares purchased through Ameriprise Financial**

Shareholders purchasing Class A shares of the fund through an Ameriprise Financial platform or account are eligible only for the following sales charge reductions, which may differ from those disclosed elsewhere in this prospectus or the SAI. Such shareholders can reduce their initial sales charge on the purchase of Class A shares as follows:

- *Transaction size breakpoints*, as described in this Prospectus or the SAI.
- *Rights of accumulation (ROA)*, as described in this Prospectus or the SAI.
- *Letter of intent*, as described in this Prospectus or the SAI.

##### **Front-end sales charge waivers on Class A shares purchased through Ameriprise Financial**

Shareholders purchasing Class A shares of the fund through an Ameriprise Financial platform or account are eligible only for the following sales charge waivers, which may differ from those disclosed elsewhere in this prospectus or the SAI. Such shareholders may purchase Class A shares at NAV without payment of a sales charge as follows:

- Shares purchased by employer-sponsored retirement plans (e.g., 401(k) plans, 457 plans, employer-sponsored 403(b) plans, profit sharing and

money purchase pension plans and defined benefit plans). For purposes of this provision, employer-sponsored retirement plans do not include SEP IRAs, Simple IRAs or SAR-SEPs.

- Shares purchased through reinvestment of capital gains and dividend reinvestment when purchasing shares of the same fund (but not any other fund within the same fund family).
- Shares exchanged from Class C shares of the same fund in the month of or following the seven-year anniversary of the purchase date. To the extent that this prospectus elsewhere provides for a waiver with respect to such shares following a shorter holding period, that waiver will apply to exchanges following such shorter period. To the extent that this prospectus elsewhere provides for a waiver with respect to exchanges of Class C shares for load waived shares, that waiver will also apply to such exchanges.
- Shares purchased by employees and registered representatives of Ameriprise Financial or its affiliates and their immediate family members.
- Shares purchased by or through qualified accounts (including IRAs, Coverdell Education Savings Accounts, 401(k)s, 403(b) TSCAs subject to ERISA and defined benefit plans) that are held by a covered family member, defined as an Ameriprise Financial advisor and/or the advisor's spouse, advisor's lineal ascendant (mother, father, grandmother, grandfather, great grandmother, great grandfather), advisor's lineal descendant (son, step-son, daughter, step-daughter, grandson, granddaughter, great grandson, great granddaughter) or any spouse of a covered family member who is a lineal descendant.
- Shares purchased from the proceeds of redemptions within the same fund family, provided (1) the repurchase occurs within 90 days following the redemption, (2) the redemption and purchase occur in the same account, and (3) redeemed shares were subject to a front-end or deferred sales load (i.e. Rights of Reinstatement).

### **CDSC waivers on Class A and C shares purchased through Ameriprise Financial**

Fund shares purchased through an Ameriprise Financial platform or account are eligible only for the following CDSC waivers, which may differ from those disclosed elsewhere in this prospectus or the SAI:

- Redemptions due to death or disability of the shareholder
- Shares sold as part of a systematic withdrawal plan as described in this Prospectus or the SAI

- Redemptions made in connection with a return of excess contributions from an IRA account
- Shares purchased through a Right of Reinstatement (as defined above)
- Redemptions made as part of a required minimum distribution for IRA and retirement accounts pursuant to the Internal Revenue Code

## **BAIRD**

### **Intermediary-Defined Sales Charge Waiver Policies**

Effective June 15, 2020, shareholders purchasing fund shares through a Baird platform or account will only be eligible for the following sales charge waivers (front-end sales charge waivers and CDSC waivers) and discounts, which may differ from those disclosed elsewhere in this prospectus or the SAI.

### **Front-End Sales Charge Waivers on Investors A-shares Available at Baird**

- Shares purchased through reinvestment of capital gains distributions and dividend reinvestment when purchasing share of the same fund
- Share purchase by employees and registers representatives of Baird or its affiliate and their family members as designated by Baird
- Shares purchase from the proceeds of redemptions from another Franklin Templeton fund, provided (1) the repurchase occurs within 90 days following the redemption, (2) the redemption and purchase occur in the same accounts, and (3) redeemed shares were subject to a front-end or deferred sales charge (known as rights of reinstatement)
- A shareholder in the Funds Class C shares will have their share converted at net asset value to Class A shares of the fund if the shares are no longer subject to CDSC and the conversion is in line with the policies and procedures of Baird
- Employer-sponsored retirement plans or charitable accounts in a transactional brokerage account at Baird, including 401(k) plans, 457 plans, employer-sponsored 403(b) plans, profit sharing and money purchase pension plans and defined benefit plans. For purposes of this provision, employer-sponsored retirement plans do not include SEP IRAs, Simple IRAs or SAR-SEPs

### **CDSC Waivers on Class A and C shares Available at Baird**

- Shares sold due to death or disability of the shareholder
- Shares sold as part of a systematic withdrawal plan as described in the Fund's Prospectus
- Shares bought due to returns of excess contributions from an IRA Account
- Shares sold as part of a required minimum distribution for IRA and retirement accounts due to the shareholder reaching age 72 as described in the Fund's prospectus



- Shares sold to pay Baird fees but only if the transaction is initiated by Baird
- Shares acquired through a right of reinstatement

### **Front-End Sales Charge Discounts Available at Baird: Breakpoints and/or Rights of Accumulations**

- Breakpoints as described in this prospectus
- Rights of accumulations which entitles shareholders to breakpoint discounts will be automatically calculated based on the aggregated holding of Franklin Templeton assets held by accounts within the purchaser's household at Baird. Eligible Franklin Templeton assets not held at Baird may be included in the rights of accumulations calculation only if the shareholder notifies his or her financial advisor about such assets
- Letters of Intent (LOI) allow for breakpoint discounts based on anticipated purchases of Franklin Templeton funds through Baird, over a 13-month period of time

### **D.A. DAVIDSON & CO.**

Effective June 1, 2020, shareholders purchasing fund shares including existing fund shareholders through a D.A. Davidson & Co. ("D.A. Davidson") platform or account, or through an introducing broker-dealer or independent registered investment advisor for which D.A. Davidson provides trade execution, clearance, and/or custody services, will be eligible for the following sales charge waivers (front-end sales charge waivers and contingent deferred, or back-end, sales charge waivers) and discounts, which may differ from those disclosed elsewhere in this prospectus or SAI.

### **Front-End Sales Charge Waivers on Class A Shares available at D.A. Davidson**

- Shares purchased within the same fund family through a systematic reinvestment of capital gains and dividend distributions.
- Employees and registered representatives of D.A. Davidson or its affiliates and their family members as designated by D.A. Davidson.
- Shares purchased from the proceeds of redemptions within the same fund family, provided (1) the repurchase occurs within 90 days following the redemption, (2) the redemption and purchase occur in the same account, and (3) redeemed shares were subject to a front-end or deferred sales charge (known as Rights of Reinstatement).
- A shareholder in the Fund's Class C shares will have their shares converted at net asset value to Class A shares (or the appropriate share class) of the Fund if the shares are no longer subject to a CDSC and the conversion is consistent with D.A. Davidson's policies and procedures.

CDCS Waivers on Classes A and C shares available at D.A. Davidson

- Death or disability of the shareholder.
- Shares sold as part of a systematic withdrawal plan as described in the fund's prospectus.
- Return of excess contributions from an IRA Account.
- Shares sold as part of a required minimum distribution for IRA or other qualifying retirement accounts as described in the fund's prospectus beginning in the calendar year the shareholder turns age 72.
- Shares acquired through a right of reinstatement.

Front-end sales charge discounts available at D.A. Davidson: breakpoints, rights of accumulation and/or letters of intent

- Breakpoints as described in this prospectus.
- Rights of accumulation which entitle shareholders to breakpoint discounts will be automatically calculated based on the aggregated holding of fund family assets held by accounts within the purchaser's household at D.A. Davidson. Eligible fund family assets not held at D.A. Davidson may be included in the calculation of rights of accumulation only if the shareholder notifies his or her financial advisor about such assets.
- Letters of intent which allow for breakpoint discounts based on anticipated purchases within a fund family, over a 13-month time period. Eligible fund family assets not held at D.A. Davidson may be included in the calculation of letters of intent only if the shareholder notifies his or her financial advisor about such assets.

## **EDWARD D. JONES & CO., L.P. ("EDWARD JONES")**

### **Policies Regarding Transactions Through Edward Jones**

Effective on or after September 3, 2024, the following information supersedes prior information with respect to transactions and positions held in fund shares through an Edward Jones system. Clients of Edward Jones (also referred to as "shareholders") purchasing fund shares on the Edward Jones commission and fee-based platforms are eligible only for the following sales charge discounts (also referred to as "breakpoints") and waivers, which can differ from discounts and waivers described elsewhere in the mutual fund Prospectus or statement of additional information ("SAI") or through another broker-dealer. In all instances, it is the shareholder's responsibility to inform Edward Jones at the time of purchase of any relationship, holdings of Franklin Templeton funds, or other facts qualifying the purchaser for discounts or waivers. Edward Jones can ask for documentation of such circumstance. Shareholders should contact Edward Jones if they have questions regarding their eligibility for these discounts and waivers.

### **Breakpoints**

- Breakpoint pricing, otherwise known as volume pricing, at dollar thresholds as described in the Prospectus.

### **Rights of Accumulation ("ROA")**

- The applicable sales charge on a purchase of Class A shares is determined by taking into account all share classes (except certain money market funds and any assets held in group retirement plans) of the Franklin Templeton fund family held by the shareholder or in an account grouped by Edward Jones with other accounts for the purpose of providing certain pricing considerations ("pricing groups"). If grouping assets as a shareholder, this includes all share classes held on the Edward Jones platform and/or held on another platform. The inclusion of eligible fund family assets in the ROA calculation is dependent on the shareholder notifying Edward Jones of such assets at the time of calculation. Money market funds are included only if such shares were sold with a sales charge at the time of purchase or acquired in exchange for shares purchased with a sales charge.
- The employer maintaining a SEP IRA plan and/or SIMPLE IRA plan may elect to establish or change ROA for the IRA accounts associated with the plan to a plan-level grouping as opposed to including all share classes at a shareholder or pricing group level.
- ROA is determined by calculating the higher of cost minus redemptions or market value (current shares x NAV).

### **Letter of Intent ("LOI")**

- Through a LOI, shareholders can receive the sales charge and breakpoint discounts for purchases shareholders intend to make over a 13-month period from the date Edward Jones receives the LOI. The LOI is determined by calculating the higher of cost or market value of qualifying holdings at LOI initiation in combination with the value that the shareholder intends to buy over a 13-month period to calculate the front-end sales charge and any breakpoint discounts. Each purchase the shareholder makes during that 13-month period will receive the sales charge and breakpoint discount that applies to the total amount. The inclusion of eligible fund family assets in the LOI calculation is dependent on the shareholder notifying Edward Jones of such assets at the time of calculation. Purchases made before the LOI is received by Edward Jones are not adjusted under the LOI and will not reduce the sales charge previously paid. Sales charges will be adjusted if LOI is not met.
- If the employer maintaining a SEP IRA plan and/or SIMPLE IRA plan has elected to establish or change ROA for the IRA accounts associated with

the plan to a plan-level grouping, LOIs will also be at the plan-level and may only be established by the employer.

### **Sales Charge Waivers**

Sales charges are waived for the following shareholders and in the following situations:

- Associates of Edward Jones and its affiliates and other accounts in the same pricing group (as determined by Edward Jones under its policies and procedures) as the associate. This waiver will continue for the remainder of the associate's life if the associate retires from Edward Jones in good-standing and remains in good standing pursuant to Edward Jones' policies and procedures.
- Shares purchased in an Edward Jones fee-based program.
- Shares purchased through reinvestment of capital gains distributions and dividend reinvestment.
- Shares purchased from the proceeds of redeemed shares of the same fund family so long as the following conditions are met: the proceeds are from the sale of shares within 60 days of the purchase, the sale and purchase are made from a share class that charges a front load and one of the following ("Right of Reinstatement"):
  - The redemption and repurchase occur in the same account.
  - The redemption proceeds are used to process an: IRA contribution, excess contributions, conversion, recharacterizing of contributions, or distribution, and the repurchase is done in an account within the same Edward Jones grouping for ROA.

The Right of Reinstatement excludes systematic or automatic transactions including, but not limited to, purchases made through payroll deductions, liquidations to cover account fees, and reinvestments from non-mutual fund products.

- Shares exchanged into Class A shares from another share class so long as the exchange is into the same fund and was initiated at the discretion of Edward Jones. Edward Jones is responsible for any remaining CDSC due to the fund company, if applicable. Any future purchases are subject to the applicable sales charge as disclosed in the Prospectus.
- Exchanges from Class C shares to Class A shares of the same fund, generally, in the 84th month following the anniversary of the purchase date or earlier at the discretion of Edward Jones.

- Purchases of Class 529-A shares through a rollover from either another education savings plan or a security used for qualified distributions.
- Purchases of Class 529-A shares made for recontribution of refunded amounts.

### **Contingent Deferred Sales Charge ("CDSC") Waivers**

If the shareholder purchases shares that are subject to a CDSC and those shares are redeemed before the CDSC is expired, the shareholder is responsible to pay the CDSC except in the following conditions:

- The death or disability of the shareholder.
- Systematic withdrawals with up to 10% per year of the account value.
- Return of excess contributions from an Individual Retirement Account (IRA).
- Shares redeemed as part of a required minimum distribution for IRA and retirement accounts if the redemption is taken in or after the year the shareholder reaches qualified age based on applicable IRS regulations.
- Shares redeemed to pay Edward Jones fees or costs in such cases where the transaction is initiated by Edward Jones.
- Shares exchanged in an Edward Jones fee-based program.
- Shares acquired through NAV reinstatement.
- Shares redeemed at the discretion of Edward Jones for Minimum Balances, as described below.

### **Other Important Information Regarding Transactions Through Edward Jones**

#### **Minimum Purchase Amounts**

- Initial purchase minimum: \$250
- Subsequent purchase minimum: none

#### **Minimum Balances**

- Edward Jones has the right to redeem at its discretion fund holdings with a balance of \$250 or less. The following are examples of accounts that are not included in this policy:
  - A fee-based account held on an Edward Jones platform
  - A 529 account held on an Edward Jones platform
  - An account with an active systematic investment plan or LOI

### **Exchanging Share Classes**

- At any time it deems necessary, Edward Jones has the authority to exchange at NAV a shareholder's holdings in a fund to Class A shares of the same fund.

### **JANNEY MONTGOMERY SCOTT LLC ("JANNEY")**

Effective May 1, 2020, if you purchase fund shares through a Janney Montgomery Scott LLC ("Janney") brokerage account, you will be eligible for the following load waivers (front-end sales charge waivers and contingent deferred sales charge ("CDSC"), or back-end sales charge, waivers) and discounts, which may differ from those disclosed elsewhere in this fund's Prospectus or SAI.

#### **Front-end sales charge\* waivers on Class A shares available at Janney**

- Shares purchased through reinvestment of capital gains distributions and dividend reinvestment when purchasing shares of the same fund (but not any other fund within the fund family).
- Shares purchased by employees and registered representatives of Janney or its affiliates and their family members as designated by Janney.
- Shares purchased from the proceeds of redemptions within the same fund family, provided (1) the repurchase occurs within ninety (90) days following the redemption, (2) the redemption and purchase occur in the same account, and (3) redeemed shares were subject to a front-end or deferred sales load (i.e., right of reinstatement).
- Employer-sponsored retirement plans (e.g., 401(k) plans, 457 plans, employer-sponsored 403(b) plans, profit sharing and money purchase pension plans and defined benefit plans). For purposes of this provision, employer-sponsored retirement plans do not include SEP IRAs, Simple IRAs, SAR-SEPs or Keogh plans.
- Shares acquired through a right of reinstatement.
- Class C shares that are no longer subject to a contingent deferred sales charge and are converted to Class A shares of the same fund pursuant to Janney's policies and procedures.

#### **CDSC waivers on Class A and C shares available at Janney**

- Shares sold upon the death or disability of the shareholder.
- Shares sold as part of a systematic withdrawal plan as described in the fund's Prospectus.
- Shares purchased in connection with a return of excess contributions from an IRA account.
- Shares sold as part of a required minimum distribution for IRA and other retirement accounts due to the shareholder reaching age 72 as described in the fund's Prospectus.

- Shares sold to pay Janney fees but only if the transaction is initiated by Janney.
- Shares acquired through a right of reinstatement.
- Shares exchanged into the same share class of a different fund.

**Front-end sales charge\* discounts available at Janney: breakpoints, rights of accumulation, and/or letters of intent**

- Breakpoints as described in the fund's Prospectus.
- Rights of accumulation ("ROA"), which entitle shareholders to breakpoint discounts, will be automatically calculated based on the aggregated holding of fund family assets held by accounts within the purchaser's household at Janney. Eligible fund family assets not held at Janney may be included in the ROA calculation only if the shareholder notifies his or her financial advisor about such assets.
- Letters of intent which allow for breakpoint discounts based on anticipated purchases within a fund family, over a 13-month time period. Eligible fund family assets not held at Janney Montgomery Scott may be included in the calculation of letters of intent only if the shareholder notifies his or her financial advisor about such assets.

\*Also referred to as an "initial sales charge."

**J.P. MORGAN SECURITIES LLC**

Effective September 29, 2023, if you purchase or hold fund shares through an applicable J.P. Morgan Securities LLC brokerage account, you will be eligible for the following sales charge waivers (front-end sales charge waivers and contingent deferred sales charge ("CDSC"), or back-end sales charge, waivers), share class conversion policy and discounts, which may differ from those disclosed elsewhere in this fund's prospectus or Statement of Additional Information ("SAI").

**Front-end sales charge waivers on Class A shares available at J.P. Morgan Securities LLC**

- Shares exchanged from Class C (i.e., level-load) shares that are no longer subject to a CDSC and are exchanged into Class A shares of the same fund pursuant to J.P. Morgan Securities LLC's share class exchange policy.
- Qualified employer-sponsored defined contribution and defined benefit retirement plans, nonqualified deferred compensation plans, other employee benefit plans and trusts used to fund those plans. For purposes of this provision, such plans do not include SEP IRAs, SIMPLE IRAs, SAR-SEPs or 501(c)(3) accounts.

- Shares of funds purchased through J.P. Morgan Securities LLC Self-Directed Investing accounts.
- Shares purchased through rights of reinstatement.
- Shares purchased through reinvestment of capital gains distributions and dividend reinvestment when purchasing shares of the same fund (but not any other fund within the fund family).
- Shares purchased by employees and registered representatives of J.P. Morgan Securities LLC or its affiliates and their spouse or financial dependent as defined by J.P. Morgan Securities LLC.

### **Class C to Class A share conversion**

- A shareholder in the fund's Class C shares will have their shares converted by J.P. Morgan Securities LLC to Class A shares (or the appropriate share class) of the same fund if the shares are no longer subject to a CDSC and the conversion is consistent with J.P. Morgan Securities LLC's policies and procedures.

### **CDSC waivers on Class A and C shares available at J.P. Morgan Securities LLC**

- Shares sold upon the death or disability of the shareholder.
- Shares sold as part of a systematic withdrawal plan as described in the fund's prospectus.
- Shares purchased in connection with a return of excess contributions from an IRA account.
- Shares sold as part of a required minimum distribution for IRA and retirement accounts pursuant to the Internal Revenue Code.
- Shares acquired through a right of reinstatement.

### **Front-end load discounts available at J.P. Morgan Securities LLC: breakpoints, rights of accumulation & letters of intent**

- Breakpoints as described in the prospectus.
- Rights of Accumulation ("ROA") which entitle shareholders to breakpoint discounts as described in the fund's prospectus will be automatically calculated based on the aggregated holding of fund family assets held by accounts within the purchaser's household at J.P. Morgan Securities LLC. Eligible fund family assets not held at J.P. Morgan Securities LLC (including 529 program holdings, where applicable) may be included in the ROA calculation only if the shareholder notifies their financial advisor about such assets.



- Letters of Intent (“LOI”) which allow for breakpoint discounts based on anticipated purchases within a fund family, through J.P. Morgan Securities LLC, over a 13-month period of time (if applicable).

### **MERRILL LYNCH**

Purchases or sales of front-end (i.e., Class A) or level-load (i.e., Class C) mutual fund shares through a Merrill platform or account will be eligible only for the following sales load waivers (front-end, contingent deferred, or back-end waivers) and discounts, which differ from those disclosed elsewhere in this fund’s Prospectus. Purchasers will have to buy mutual fund shares directly from the mutual fund company or through another intermediary to be eligible for waivers or discounts not listed below.

It is the client’s responsibility to notify Merrill at the time of purchase or sale of any relationship or other facts that qualify the transaction for a waiver or discount. A Merrill representative may ask for reasonable documentation of such facts and Merrill may condition the granting of a waiver or discount on the timely receipt of such documentation.

Additional information on waivers and discounts is available in the Merrill Sales Load Waiver and Discounts Supplement (the “Merrill SLWD Supplement”) and in the Mutual Fund Investing at Merrill pamphlet at [ml.com/funds](http://ml.com/funds). Clients are encouraged to review these documents and speak with their financial advisor to determine whether a transaction is eligible for a waiver or discount.

#### **Front-end Sales Load Waivers Available at Merrill**

- Shares of mutual funds available for purchase by employer-sponsored retirement, deferred compensation, and employee benefit plans (including health savings accounts) and trusts used to fund those plans provided the shares are not held in a commission-based brokerage account and shares are held for the benefit of the plan. For purposes of this provision, employer-sponsored retirement plans do not include SEP IRAs, Simple IRAs, SAR-SEPs or Keogh plans
- Shares purchased through a Merrill investment advisory program
- Brokerage class shares exchanged from advisory class shares due to the holdings moving from a Merrill investment advisory program to a Merrill brokerage account
- Shares purchased through the Merrill Edge Self-Directed platform
- Shares purchased through the systematic reinvestment of capital gains distributions and dividend reinvestment when purchasing shares of the same mutual fund in the same account
- Shares exchanged from level-load shares to front-end load shares of the same mutual fund in accordance with the description in the Merrill SLWD Supplement

- Shares purchased by eligible employees of Merrill or its affiliates and their family members who purchase shares in accounts within the employee's Merrill Household (as defined in the Merrill SLWD Supplement)
- Shares purchased by eligible persons associated with the fund as defined in this Prospectus (e.g., the fund's officers or trustees)
- Shares purchased from the proceeds of a mutual fund redemption in front-end load shares provided: (1) the repurchase is in a mutual fund within the same fund family; (2) the repurchase occurs within 90 calendar days from the redemption trade date; and (3) the redemption and purchase occur in the same account (known as Rights of Reinstatement). Automated transactions (i.e. systematic purchases and withdrawals) and purchases made after shares are automatically sold to pay Merrill's account maintenance fees are not eligible for Rights of Reinstatement

**Contingent Deferred Sales Charge ("CDSC") Waivers on Front-end, Back-end, and Level Load Shares Available at Merrill**

- Shares sold due to the client's death or disability (as defined by Internal Revenue Code Section 22e(3))
- Shares sold pursuant to a systematic withdrawal program subject to Merrill's maximum systematic withdrawal limits as described in the Merrill SLWD Supplement
- Shares sold due to return of excess contributions from an IRA account
- Shares sold as part of a required minimum distribution for IRA and retirement accounts due to the investor reaching the qualified age based on applicable IRS regulation
- Front-end or level-load shares held in commission-based, non-taxable retirement brokerage accounts (e.g., traditional, Roth, rollover, SEP IRAs, Simple IRAs, SAR-SEPs or Keogh plans) that are transferred to fee-based accounts or platforms and exchanged for a lower cost share class of the same mutual fund

**Front-end Load Discounts Available at Merrill: Breakpoints, Rights of Accumulation & Letters of Intent**

- Breakpoint discounts, as described in this Prospectus, where the sales load is at or below the maximum sales load that Merrill permits to be assessed to a front-end load purchase, as described in the Merrill SLWD Supplement
- Rights of Accumulation ("ROA"), as described in the Merrill SLWD Supplement, which entitle clients to breakpoint discounts based on the aggregated holdings of mutual fund family assets held in accounts in their Merrill Household
- Letters of Intent ("LOI"), which allow for breakpoint discounts on eligible new purchases based on anticipated future eligible purchases within a

fund family at Merrill, in accounts within your Merrill Household, as further described in the Merrill SLWD Supplement

### **MORGAN STANLEY**

Effective July 1, 2018 shareholders purchasing Fund shares through a Morgan Stanley Wealth Management transactional brokerage account will be eligible only for the following front-end sales charge waivers with respect to Class A shares, which may differ from and may be more limited than those disclosed elsewhere in this Fund's Prospectus or SAI.

Front-end Sales Charge Waivers on Class A Shares available at Morgan Stanley Wealth Management

- Employer-sponsored retirement plans (e.g., 401(k) plans, 457 plans, employer-sponsored 403(b) plans, profit sharing and money purchase pension plans and defined benefit plans). For purposes of this provision, employer-sponsored retirement plans do not include SEP IRAs, Simple IRAs, SAR-SEPs or Keogh plans
- Morgan Stanley employee and employee-related accounts according to Morgan Stanley's account linking rules
- Shares purchased through reinvestment of dividends and capital gains distributions when purchasing shares of the same fund
- Shares purchased through a Morgan Stanley self-directed brokerage account
- Class C (i.e., level-load) shares that are no longer subject to a contingent deferred sales charge and are converted to Class A shares of the same fund pursuant to Morgan Stanley Wealth Management's share class conversion program
- Shares purchased from the proceeds of redemptions within the same fund family, provided (i) the repurchase occurs within 90 days following the redemption, (ii) the redemption and purchase occur in the same account, and (iii) redeemed shares were subject to a front-end or deferred sales charge.
- In addition, effective November 12, 2021 for the purpose of calculating rights of accumulation and letters of intent with respect to purchases made in a Morgan Stanley Wealth Management brokerage account, the following definition for "cumulative quantity discount eligible shares" applies. This definition may be more limited than the one contained in this Fund's Prospectus or SAI. It is the shareholder's responsibility to inform Morgan Stanley at the time of purchase of any relationship, holdings, or other facts qualifying the purchaser for a discount. Morgan Stanley can ask for documentation of such circumstance. Shareholders should contact

Morgan Stanley if they have questions. Cumulative quantity discount eligible shares include:

- Any class of shares of any Franklin Templeton or Legg Mason fund that is registered in the U.S.; and
- Units of a Section 529 Plan where Franklin Templeton or Legg Mason is the program manager.
- For purposes of this section, Franklin Templeton and Legg Mason funds also include Brandywine GLOBAL funds, ClearBridge Investments funds, Martin Currie funds, Western Asset funds and certain other funds managed by affiliated investment advisers. They do not include the funds in the Franklin Templeton Variable Insurance Products Trust, Legg Mason Partners Variable Equity Trust or Legg Mason Partners Variable Income Trust.

### **OPPENHEIMER & CO., INC.**

Effective June 1, 2020, shareholders purchasing Fund shares through an Oppenheimer & Co. Inc. ("OPCO") platform or account are eligible only for the following load waivers (front-end sales charge waivers and contingent deferred, or back-end, sales charge waivers) and discounts, which may differ from those disclosed elsewhere in this Fund's prospectus or SAI.

#### **Front-end Sales Load Waivers on Class A Shares available at OPCO**

- Employer-sponsored retirement, deferred compensation and employee benefit plans (including health savings accounts) and trusts used to fund those plans, provided that the shares are not held in a commission-based brokerage account and shares are held for the benefit of the plan
- Shares purchased by or through a 529 Plan
- Shares purchased through a OPCO affiliated investment advisory program
- Shares purchased through reinvestment of capital gains distributions and dividend reinvestment when purchasing shares of the same fund (but not any other fund within the fund family)
- Shares purchased from the proceeds of redemptions within the same fund family, provided (1) the repurchase occurs within 90 days following the redemption, (2) the redemption and purchase occur in the same account, and (3) redeemed shares were subject to a front-end or deferred sales load (known as Rights of Restatement).
- A shareholder in the Fund's Class C shares will have their shares converted at net asset value to Class A shares (or the appropriate share class) of the Fund if the shares are no longer subject to a CDSC and the conversion is in line with the policies and procedures of OPCO

- Employees and registered representatives of OPCO or its affiliates and their family members
- Directors or Trustees of the Fund, and employees of the Fund's investment adviser or any of its affiliates, as described in this prospectus

### **CDSC Waivers on A and C Shares available at OPCO**

- Death or disability of the shareholder
- Shares sold as part of a systematic withdrawal plan as described in the Fund's prospectus
- Return of excess contributions from an IRA Account
- Shares sold as part of a required minimum distribution for IRA and retirement accounts due to the shareholder reaching the qualified age based on applicable IRS regulations as described in the prospectus
- Shares sold to pay OPCO fees but only if the transaction is initiated by OPCO
- Shares acquired through a right of reinstatement

### **Front-end load Discounts Available at OPCO: Breakpoints, Rights of Accumulation & Letters of Intent**

- Breakpoints as described in this prospectus.
- Rights of Accumulation (ROA) which entitle shareholders to breakpoint discounts will be automatically calculated based on the aggregated holding of fund family assets held by accounts within the purchaser's household at OPCO. Eligible fund family assets not held at OPCO may be included in the ROA calculation only if the shareholder notifies his or her financial advisor about such assets.

## **PFS INVESTMENTS INC. ("PFSI")**

### **Policies Regarding Transactions Through PFSI**

Effective August 1, 2024, the following information supersedes all prior information with respect to transactions and positions held in fund shares purchased through PFSI and held on the mutual fund platform of its affiliate, Primerica Shareholder Services ("PSS"). Clients of PFSI (also referred to as "shareholders") purchasing fund shares on the PSS platform are eligible only for the following share classes, sales charge discounts (also referred to as "breakpoints") and waivers, which can differ from share classes, discounts and waivers described elsewhere in this prospectus or the related statement of additional information ("SAI") or through another broker-dealer.

### **Share Classes**

- Class A shares: in non-retirement accounts, individual retirement accounts (IRA), SEP IRAs, SIMPLE IRAs, Keogh Plans, and all other account types unless expressly provided for below.

- Class A1 and Class C shares: only in accounts that already hold such shares.

### **Breakpoints**

- Breakpoint pricing at dollar thresholds as described in the prospectus of the fund you are purchasing.

### **Rights of Accumulation ("ROA")**

- The applicable sales charge on a purchase of Class A or Class A1 shares is determined by taking into account all share classes (except any assets held in group retirement plans) of Franklin Templeton funds held by the shareholder on the PSS platform.
- It is the shareholder's responsibility to inform PFSI of all eligible fund family assets at the time of calculation. Shares of money market funds are included only if such shares were acquired in exchange for shares of another Franklin Templeton fund purchased with a sales charge. No shares of Franklin Templeton funds held by the shareholder away from the PSS platform will be granted ROA with shares of any Franklin Templeton fund purchased on the PSS platform.
- Any SEP IRA plan, any SIMPLE IRA plan or any Payroll Deduction plan ("PDP") on the PSS platform will be defaulted to plan-level grouping for purposes of ROA, which allows each participating employee ROA with all other eligible shares held in plan accounts on the PSS platform. At any time, a participating employee may elect to exercise a one-time option to change grouping for purposes of ROA to shareholder-level grouping, which allows the plan account of the electing employee ROA with her other eligible holdings on the PSS platform, but not with all other eligible participant holdings in the plan. Eligible shares held in plan accounts electing shareholder-level grouping will not be available for purposes of ROA to plan accounts electing plan-level grouping.
- ROA is determined by calculating the higher of cost minus redemptions or current market value (current shares x NAV).

### **Letter of Intent ("LOI")**

- By executing a LOI, shareholders can receive the sales charge and breakpoint discounts for purchases shareholders *intend to make* over a 13-month period through PFSI, from the date PSS receives the LOI. The purchase price of the LOI is determined by calculating the higher of cost or market value of qualifying holdings at LOI initiation in combination with the dollar amount the shareholder intends to invest over a 13-month period to arrive at total investment for purposes of determining any breakpoint discount and the applicable front-end sales charge. Each purchase the

shareholder makes during that 13-month period will receive the sales charge and breakpoint discount that applies to the projected total investment.

- Only holdings of Franklin Templeton funds on the PSS platform are eligible for inclusion in the LOI calculation and the shareholder must notify PFSI of all eligible assets at the time of calculation. It is the shareholder's responsibility to inform PFSI at the time of a purchase of all holdings of Franklin Templeton funds on the PSS platform, or other facts qualifying the purchaser for this discount.
- Purchases made before the LOI is received by PSS are not adjusted under the LOI, and the LOI will not reduce any sales charge previously paid. Sales charges will be automatically adjusted if the total purchases required by the LOI are not met.
- If an employer maintaining a SEP IRA plan, SIMPLE IRA plan or non-IRA PDP on the PSS platform has elected to establish or change ROA for the accounts associated with the plan to a plan-level grouping, LOIs will also be at the plan-level and may only be established by the employer. LOIs are not available to PDP IRA plans on the PSS platform with plan-level grouping for purposes of ROA, but are available to any participating employee that elects shareholder-level grouping for purposes of ROA.

### **Sales Charge Waivers**

Sales charges are waived for the following shareholders and in the following situations:

- Shares purchased through reinvestment of capital gains distributions and dividend reinvestment.
- Shares purchased with the proceeds of redeemed shares of the same fund family so long as the following conditions are met: 1) the proceeds are from the sale of shares within 90 days of the purchase, 2) the sale and purchase are made in the same share class and the same account or the purchase is made in an individual retirement account with proceeds from liquidations in a non-retirement account, and 3) the redeemed shares were subject to a front-end or deferred sales load. Automated transactions (i.e. systematic purchases and withdrawals), full or partial transfers or rollovers of retirement accounts, and purchases made after shares are automatically sold to pay account maintenance fees are not eligible for this sales charge waiver.
- Shares exchanged into Class A or Class A1 shares from another share class so long as the exchange is into the same fund and was initiated at the discretion of PFSI. PFSI is responsible for any remaining CDSC due to the fund company, if applicable. Any future purchases are subject to the applicable sales charge as disclosed in the prospectus.

## **Policies Regarding Fund Purchases Through PFSI That Are Not Held on the PSS Platform**

- Class R shares are available through PFSI only in 401(k) plans covering a business owner with no employees, commonly referred to as a one-participant 401(k) plan or solo 401(k).

PFSI may request reasonable documentation of facts qualifying the purchaser for the discounts and waivers identified above, and condition the granting of any discount or waiver on the timely receipt of such documents. Shareholders should contact PSS if they have questions regarding their eligibility for these discounts and waivers.

### **RAYMOND JAMES®**

#### **Intermediary-Defined Sales Charge Waiver Policies**

The availability of certain initial or deferred sales charge waivers and discounts may depend on the particular financial intermediary or type of account through which you purchase or hold Fund shares.

Intermediaries may have different policies and procedures regarding the availability of front-end sales load waivers or contingent deferred (back-end) sales load (“CDSC”) waivers, which are discussed below. In all instances, it is the purchaser’s responsibility to notify the fund or the purchaser’s financial intermediary at the time of purchase of any relationship or other facts qualifying the purchaser for sales charge waivers or discounts. For waivers and discounts not available through a particular intermediary, shareholders will have to purchase fund shares directly from the fund or through another intermediary to receive these waivers or discounts.

#### **Raymond James & Associates, Inc., Raymond James Financial Services, Inc. and each entity’s affiliates (“Raymond James”)**

Effective March 1, 2019, shareholders purchasing fund shares through a Raymond James platform or account, or through an introducing broker-dealer or independent registered investment adviser for which Raymond James provides trade execution, clearance, and/or custody services, will be eligible only for the following load waivers (front-end sales charge waivers and contingent deferred, or back-end, sales charge waivers) and discounts, which may differ from those disclosed elsewhere in this fund’s prospectus or SAI.

#### **Front-end sales load waivers on Class A shares available at Raymond James**

- Shares purchased in an investment advisory program.
- Shares purchased within the same fund family through a systematic reinvestment of capital gains and dividend distributions.



- Employees and registered representatives of Raymond James or its affiliates and their family members as designated by Raymond James.
- Shares purchased from the proceeds of redemptions within the same fund family, provided (1) the repurchase occurs within 90 days following the redemption, (2) the redemption and purchase occur in the same account, and (3) redeemed shares were subject to a front-end or deferred sales load (known as Rights of Reinstatement).
- A shareholder in the Fund's Class C shares will have their shares converted at net asset value to Class A shares (or the appropriate share class) of the Fund if the shares are no longer subject to a CDSC and the conversion is in line with the policies and procedures of Raymond James.

### **CDSC Waivers on Classes A and C shares available at Raymond James**

- Death or disability of the shareholder.
- Shares sold as part of a systematic withdrawal plan as described in the fund's prospectus.
- Return of excess contributions from an IRA Account.
- Shares sold as part of a required minimum distribution for IRA and retirement accounts due to the shareholder reaching the qualified age based on applicable IRS regulations as described in the fund's prospectus.
- Shares sold to pay Raymond James fees but only if the transaction is initiated by Raymond James.
- Shares acquired through a right of reinstatement.

### **Front-end load discounts available at Raymond James: breakpoints, rights of accumulation, and/or letters of intent**

- Breakpoints as described in this prospectus.
- Rights of accumulation which entitle shareholders to breakpoint discounts will be automatically calculated based on the aggregated holding of fund family assets held by accounts within the purchaser's household at Raymond James. Eligible fund family assets not held at Raymond James may be included in the calculation of rights of accumulation only if the shareholder notifies his or her financial advisor about such assets.
- Letters of intent which allow for breakpoint discounts based on anticipated purchases within a fund family, over a 13-month time period. Eligible fund family assets not held at Raymond James may be included in the calculation of letters of intent only if the shareholder notifies his or her financial advisor about such assets.

**STIFEL, NICOLAUS & COMPANY, INCORPORATED AND ITS BROKER DEALER AFFILIATES ("STIFEL")**

Effective September 3, 2024, shareholders purchasing or holding fund shares, including existing fund shareholders, through a Stifel, Nicolaus & Company, Incorporated or affiliated platform that provides trade execution, clearance, and/or custody services, will be eligible for the following sales charge load waivers (including front-end sales charge waivers and contingent deferred, or back-end, (“CDSC”) sales charge waivers) and discounts, which may differ from those disclosed elsewhere in the Fund’s Prospectus or SAI.

### **Class A Shares**

As described elsewhere in this Prospectus, Stifel may receive compensation out of the front-end sales charge if you purchase Class A shares through Stifel.

### **Rights of Accumulation**

- Rights of accumulation (“ROA”) that entitle shareholders to breakpoint discounts on front-end sales charges will be calculated by Stifel based on the aggregated holding of eligible assets in all classes of shares of Franklin Templeton funds held by accounts within the purchaser’s household at Stifel. Ineligible assets include class A Money Market Funds not assessed a sales charge. Fund family assets not held at Stifel may be included in the calculation of ROA only if the shareholder notifies his or her financial advisor about such assets.
- The employer maintaining a SEP IRA plan and/or SIMPLE IRA plan may elect to establish or change ROA for the IRA accounts associated with the plan to a plan-level grouping as opposed to including all share classes at a shareholder or pricing group level.

### **Front-end Sales Charge Waivers on Class A Shares Available at Stifel**

Sales charges may be waived for the following shareholders and in the following situations:

- **Class C** shares that have been held for more than seven (7) years may be converted to **Class A or other Front-end share class(es)** shares of the same fund pursuant to Stifel’s policies and procedures. To the extent that this Prospectus elsewhere provides for a waiver with respect to the exchange or conversion of such shares following a shorter holding period, those provisions shall continue to apply.
- Shares purchased by employees and registered representatives of Stifel or its affiliates and their family members as designated by Stifel.
- Shares purchased in an Stifel fee-based advisory program, often referred to as a “wrap” program.

- Shares purchased through reinvestment of capital gains distributions and dividend reinvestment when purchasing shares of the same or other fund within the fund family.
- Shares purchased from the proceeds of redeemed shares of the same fund family so long as the proceeds are from the sale of shares from an account with the same owner/beneficiary within 90 days of the purchase. For the absence of doubt, automated transactions (i.e. systematic purchases, including salary deferral transactions and withdrawals) and purchases made after shares are sold to cover Stifel Nicolaus' account maintenance fees are not eligible for rights of reinstatement.
- Shares from rollovers into Stifel from retirement plans to IRAs.
- Shares exchanged into Class A shares from another share class so long as the exchange is into the same fund and was initiated at the direction of Stifel. Stifel is responsible for any remaining CDSC due to the fund company, if applicable. Any future purchases are subject to the applicable sales charge as disclosed in the Prospectus.
- Purchases of Class 529-A shares through a rollover from another 529 plan.
- Purchases of Class 529-A shares made for reinvestment of refunded amounts.
- Employer-sponsored retirement plans (e.g., 401(k) plans, 457 plans, employer-sponsored 403(b) plans, profit sharing and money purchase pension plans and defined benefit plans). For purposes of this provision, employer-sponsored retirement plans do not include SEP IRAs, Simple IRAs or SAR-SEPs.

#### **Contingent Deferred Sales Charges Waivers on Class A and C Shares**

- Death or disability of the shareholder or, in the case of 529 plans, the account beneficiary.
- Shares sold as part of a systematic withdrawal plan not to exceed 12% annually.
- Return of excess contributions from an IRA Account.
- Shares sold as part of a required minimum distribution for IRA and retirement accounts due to the shareholder reaching the qualified age based on applicable IRS regulations.
- Shares acquired through a right of reinstatement.
- Shares sold to pay Stifel fees or costs in such cases where the transaction is initiated by Stifel.

- Shares exchanged or sold in a Stifel fee-based program.

### **Share Class Conversions in Advisory Accounts**

- Stifel continually looks to provide our clients with the lowest cost share class available based on account type. Stifel reserves the right to convert shares to the lowest cost share class available at Stifel upon transfer of shares into an advisory program.